



Date: 29.05.2025

To,
The Director,
Ministry of Environment, Forest & Climate Change,
Kendriya Bhawan, 11th Floor, Sector - H, Aliganj,
Lucknow -226020 (Uttar Pradesh).

Subject: Six monthly compliance reports of the conditions of Environmental Clearance of Integrated Paint Manufacturing Facility at Plot No. - B4, B5 at Sandila Industrial Area phase-1, District: Hardoi (U.P.) by M/s Berger Paints India Limited for the period of October 2024 to March 2025.

EC Ref. No.: EC24B023UP174418, Dated 03.07.2024
(Previous EC. No. 96/Parya/SEIAA/4604/2019, Dated: May 29th, 2020)

Dear Sir,

With reference to the above-mentioned subject, we are hereby submitting the six-monthly compliance report pertaining to the conditions of the Environmental Clearance granted for our Integrated Paint Manufacturing Facility located at Plot No. B4, B5, Sandila Industrial Area Phase-I, District-Hardoi (U.P).


Please find enclosed the following annexures:-

1. Consent to Operate (CCA)
2. Environmental Monitoring Reports along with EC Compliance
3. No Objection Certificate (NOC) obtained from CGWA
4. Newspaper publication regarding the grant of Environmental Clearance
5. Proof of submission of Environmental Clearance documents to relevant Government offices.

We kindly request you to acknowledge the receipt of the same and take the report on record.

Thanking You,
Yours sincerely,
For M/s. Berger Paints India Limited

Authorized Signatory



- CC: 1. Member Secretary, Uttar Pradesh Pollution Control Board, Lucknow
2. Regional Office, Uttar Pradesh Pollution Control Board, Unnao

BERGER PAINTS INDIA LIMITED

B4-B5, Phase-1, Industrial Area, Sandila, Hardoi Uttar Pradesh, 241204

Regd. Office : Berger House, 129 Park Street Kolkata-700 017, Phone : 2229 9724-28, 2229 6005-06, Fax : 91-33-22499009/9729, www.bergerpaints.com

COMPLIANCE REPORT
AS PER CONDITIONS STIPULATED IN
THE ENVIRONMENTAL CLEARANCE

New EC No: EC24B023UP174418, Dated 03.07.2024

(Previous EC NO.: 96/Parya/SEIAA/4604/2019, dated May29th, 2020)

Six Monthly Compliance Report

(October 2024 to March 2025)

FOR

INTEGRATED PAINT PLANT

AT PLOT NO.- B4 & B5

AT

SANDILA INDUSTRIAL AREA PHASE-I,

TEHSIL: SANDILA,

DISTRICT: HARDOI (U.P.).

SUBMITTED BY

M/s Berger Paints India Limited

BERGERHOUSE-129, PARKSTREET, KOLKATA-700017

TABLE OF CONTENT

Sr. No	Title	Page No.
	CHAPTER-1: INTRODUCTION AND PROJECT DESCRIPTION	04
	CHAPTER-2: COMPLIANCE OF STIPULATED CONDITIONS OF ENVIRONMENTAL CLEARANCE	05-16
	CHAPTER-3: DETAILS OF ENVIRONMENTAL MONITORING	17-32
3.1	Ambient Air Monitoring	17
3.1.1	Ambient air Quality Monitoring Stations	17
3.1.2	Ambient Air Quality Monitoring Methodology	18
3.1.3	Ambient Air Quality Monitoring Results	19
3.1.4	Discussion on Ambient Air Quality in the Study Area	23
3.2	Ambient Noise monitoring	26
3.2.1	Ambient Noise Monitoring Locations	26
3.2.2	Methodology of Noise Monitoring	26
3.2.3	Ambient Noise Monitoring Results	27
3.2.4	Discussion on Ambient Noise Levels in the Study Area	27
3.3	Ground Water Monitoring	28
3.3.1	Ground Water Quality Monitoring Locations	28
3.3.2	Methods of Ground Water Quality Monitoring	29
3.3.3	Ground Water Quality Monitoring results	29
3.4	Soil Monitoring	32
3.4.1	Soil Monitoring Locations	32
3.4.2	Methodology of Soil Monitoring	33
3.4.3	Soil Monitoring Results	33
3.4.4	Physio-Chemical Characteristics of Soil at Near ETP	33
4.0	Treated Effluent Discharge Parameter	34



Sr. No.	List of Table	Page No.
1.	Table 3.1: Details of Ambient Air Quality Monitoring Stations	17
2.	Table 3.2: Techniques used for Ambient Air Quality Monitoring	19
3.	Table 3.3: Ambient Air Quality Monitoring Result Near FG/WBP Side (Station No: 1)	20
4.	Table 3.4: Ambient Air Quality Monitoring Results at Jamsara Village side (Station No: 2)	21
5.	Table 3.5: Ambient Air Quality Monitoring Results at Som Village side (Station No: 3)	22
6.	Table 3.6: Umartali Village side (Station No: 4)	23
7.	Table 3.7: Details of Ambient Noise Monitoring Stations	26
8.	Table 3.8: Ambient Noise Monitoring Results	27
9.	Ground water Quality Results at Bore well Water	29
10.	Table 3.9: Details of Soil Monitoring	32
11.	Table 4.1: Treated Effluent Discharge Parameter	35



Sr. No.	Lis to Figures	Page No.
1.	Figure3.1: Graphs Showing PM ₁₀ Concentration at all sites	24
2.	Figure3.2: Graphs Showing PM _{2.5} Concentration at all sites	24
3.	Figure3.3: Graphs Showing SO ₂ Concentration at all sites	25
4.	Figure3.4: Graphs Showing NO ₂ Concentration at all sites	25
5.	Figure3.5: Day and Nighttime noise Level at Near admin block	28



CHAPTER-1

INTRODUCTION AND PROJECT DESCRIPTION

Six monthly environmental compliance/status report is submitted for Integrated Paint manufacturing plant of **M/s Berger Paints India Limited for October 2024 to March 2025**

The Project is located at Plot No. – B4&B5, Sandila Industrial Area Phase- I, District: Hardoi (U.P.). Environment Clearance was obtained from Ministry of Environment & Forests (MoEFCC) for Expansion of Integrated Paints Plant **EC Identification No. EC24B023UP174418, dated 03.07.2024 and Correction letter dated 21.09.2024.**

(Previous EC letter no.: 96/Parya/SEIAA/4604/2019, dated May 29th, 2020).

Consolidated Consent to Operate and Authorisation has already been obtained for the project Vide Ref No.

195735/UPPCB/Unnao(UPPCBRO)/CTO/both/HARDOI/2023 granted for the period from 01/01/2024 to 31/12/2026. Copy of CCA is attached here as

Annexure-I

Specific and general conditions stipulated in Environment Clearance are being complied during construction phase and Operations.

Environmental mitigation measures described in Environmental Management Plan are being implemented. M/s Berger Paints India Limited management team is fully conscious about Environmental Management and enhancing green belt development in project surrounding area.

Six monthly compliance/status reports for **October 2024 to March 2025** for conditions stipulated in the Environmental Clearance letter issued by MoEFCC are enclosed.



CHAPTER – 2

**COMPLIANCE OF STIPULATED CONDITIONS OF ENVIRONMENTAL
CLEARANCE**

Name of the Project: Integrated Paint manufacturing plant at Plot No. – B4, B5 at Sandila Industrial Area Phase- I, District: Hardoi (U.P.) by **M/s Berger Paints India Limited**, **EC Identification No. EC24B023UP174418**, dated **03.07.2024**. **Period of Compliance Report - October 2024 to March 2025.**

(Previous EC letter no.: 96/Parya/SEIAA/4604/2019, dated May 29th, 2020).

I. SPECIFIC CONDITIONS		
Sr. No.	Statutory	Compliances
1.	The project proponent shall obtain forest clearance under the provisions of Forest (Conservation) Act, 1986, in case of the diversion of forest land for non-forest purpose involved in the project.	Not applicable as there is no forest land involved in the project.
2.	The project proponent shall obtain clearance from the National Board for Wildlife, if applicable.	Not Applicable, there is no wildlife sanctuary within 10 km radius.
3.	The project proponent shall prepare a Site-Specific Conservation Plan and approved by the Chief Wildlife Warden. The recommendation of the approved Site-Specific Conservation Plan/ Wildlife Management Plan shall be implemented in consultation with the State Forest Department. The implementation report. (in case of the presence of schedule species in the study area).	<p>Complied</p> <p>Site Conservation plan with cheque submitted to The Divisional Director Social Forestry, Forest and Wildlife Division (Samajik Vaniki Van and Vany Jeev Prabhag).</p> <p>As per Conservation budget amount of Rs.11,00,000/- through Cheque has been submitted. (Total Value considering based on Previous EC Rs, 5,50,000/- + New EC Rs 5,50,000/-)</p>



4.	The project proponent shall obtain Consent to Establish/Operate under the provisions of Air(Prevention & Control of Pollution) Act, 1981 and the Water (Prevention & Control of Pollution) Act, 1974 from the concerned State pollution Control Board/Committee.	The CCA (Consolidated Consent to Operate and Authorisation obtained) has been Obtained from UPPCB. Copy of CCA attached as Annexure-I.
5.	The project proponent shall obtain authorization under the Hazardous and other waste management rules 2016 as amended from time to time.	Consolidated Consent to Operate and Authorisation obtained
6.	The company shall strictly comply with the rules and guideline under manufacture, storage and import of Hazardous Chemicals (MSIHC) Rules, 1989 as amended time to time. All transportation of Hazardous Chemicals Shall be as per the Motors Vehicle Act (MVA),1989	The point is noted & complied.
II. Air quality monitoring and preservation:		
1.	The project proponent shall install 24x7 continuous emission monitoring system at process stacks to monitor stack emission with respect to standards prescribed in Environment (Protection) Rules 1986 SPCB and CPCB online servers and calibrate these system from time to time according to equipment supplier specification through labs recognised under Environment (Protection) Act, 1986 or NABL accredited laboratories.	Continuous emission monitoring system has been installed in Boiler& Thermic fluid heater stack.
2.	The project proponent shall monitor fugitive emissions in the plant premises at least once in every	The point is noted& complied.



	quarter through labs recognized under Environment (Protection) Act, 1986.	
3.	The project proponent shall install system carryout to Ambient Air Quality monitoring for common/criterion parameter relevant to the main pollutant released (e.g. PM ₁₀ and PM _{2.5} in reference to PM emission, and SO ₂ and Nox in reference to SO ₂ and Nox emission) within and outside the plant area at least at four location (one within and three outside the plant area at an angle of 120° each), covering upwind and downwind directions.	Ambient Air Monitoring quality has been done at 4 locations; Monitoring Reports are attached as Annexure-II .
4.	To control source and the fugitive emissions, suitable pollution control device shall be installed to meet the prescribed norms and/or the NAAQS. Sulphur content should not exceed 0.5% in the coal for use in coal fired boiler to control particulate emissions within permissible limits (as applicable). The gaseous emissions shall be dispersed through stack of adequate height as per CPCB/SPCB guidelines.	Ambient Air Monitoring quality has been done at 4 locations; Monitoring Reports are attached as Annexure-II .
5.	Storage of raw materials, coal etc. shall be either stored in soils or in covered areas to prevent dust pollution and other fugitive emission.	All materials are storage in covered area only.
6.	National Emission Standards for Organic Chemicals manufacturing Industry issued by the Ministry vide G.S.R. No. 608(E) dated 21 th July, 2010 and amended from time to time shall be followed.	Point is noted.



7.	The National Ambient Air Quality Emission Standard issued by the Ministry vide G.S.R. No. 826(E) dated 16 th November, 2009 shall be complied with.	Point is noted and is being complied.
III. Water quality monitoring and preservation		
1.	The project proponent shall provide online continuous monitoring of effluent, the unit shall install web camera with night vision capability and flow meters in the channel/drain carrying effluent within the premises (applicable In case of the projects achieving ZLD).	Complied.
2.	As already committed by the project proponent, Zero Liquid Discharge shall be ensured, and no waste/treated water shall be discharged outside the premises (applicable in case of the projects achieving the ZLD).	Noted & complied.
3.	The effluent discharge shall conform to the standards prescribed under the Environment Protection) Rules, 1986, or as specified by the State Pollution Control Board while granting Consent under the Air/Water Act, whichever is more stringent.	Noted & complied. (Annexure-IX)
4.	Total freshwater requirement shall not exceed the proposed quantity or as specified by the Committee. Prior permission shall be obtained from the concerned regulatory authority/CGWA In this regard.	NOC for ground water abstraction has been obtained from UPGWD. Copy of the same is attached as Annexure-III.
5.	Process effluent/any wastewater shall not be allowed to mix with storm water. The storm water from the premises shall be collected and discharged through a separate conveyance system.	Noted & complied.



6.	The company shall harvest rainwater from the roof of the buildings and storm water drains to recharge the ground water and utilize the same for Different industrial operations within the plant.	Rainwater harvesting done at site. Captured water will be used for gardening, sanitation, and other internal purposes.
7.	The DG sets shall be equipped with suitable pollution control devices and the adequate stack height so that the emissions are in conformity with the extant regulations and the guidelines in this regard.	Noted & complied
IV. Noise monitoring and prevention		
1.	Acoustic enclosure shall be provided to DG set for controlling the noise pollution.	Complied
2.	The overall noise levels in and around the plant area shall be kept well within the standards by providing noise control measures including.	Complied
3.	The ambient noise levels should conform to the standards prescribed under E(P) A Rules,1986 viz. 75 dB(A) during day time and 70 dB(A) during night time.	Complied. Copy of Ambient noise level attached as Annexure-IV .
V. Energy Conservation measures		
1.	The energy sources for lighting purposes shall preferably be LED based.	Complied
VI. Waste management		
1.	Hazardous chemicals shall be stored in tank, tank farms, drums, carboys etc. Flame arresters shall be provided on tank farm and the solvent transfer through pumps.	Complied.



2.	Process organic residue and spent carbon, if any, shall be sent to cement industries. ETP sludge, process inorganic & evaporation salt shall be disposed off to the TSDF.	Complied -waste generated is recycled in-house/ co-processed through authorised recyclers / disposal to CHWTSDF vendor only.
3.	The company shall undertake waste minimization measures as below. a. Metering and control of quantities of active ingredients to minimize waste. b. Reuse of by products from the process as raw materials or as raw material substitutes in other processes. c. Use of automated filling to minimize spillage. d. Use of close feed system into batch reactors. e. Venting equipment through vapour recovery system. f. Use of high pressure hoses for equipment clearing to reduce wastewater generation	Point is noted & Complied.

VII. Green Belt


1.	Green belt of 5-10 m width shall be developed in more than 33% of the total project area mainly along the plant periphery, in downward wind direction, and along road sides etc.	Unit is developed green belt as per the norms. (Approx. 33% of total area).
----	--	---

VIII. Safety, Public hearing and Human health issues

1.	Emergency preparedness plan based on the Hazard Identification and Risk Assessment (HIRA) and Disaster Management Plan shall be implemented.	Condition noted and complied.
----	--	-------------------------------



2.	The unit shall make the arrangement for protection of possible fire hazard during manufacturing process in material handling. Fire fighting system shall be as per the norms.	Condition noted and complied.
3.	The PP shall provide Personal Protection Equipment (PPE) as per the norms of Factory Act	Adequate Personal Protection Equipment (PPE) as per the norms of factory Act provided to Employees/Workers.
4.	Training shall be imparted to all employees on safety and health aspects of chemicals handling Pre-employment and routine periodical medical examinations for all employees shall be undertaken on regular basis. Training to all employees on handling of chemicals shall be imparted.	Condition noted & complied. Training/Daily TBTs provided as per job specific trainings to staff/workers.
5.	Provision shall be made for the housing of construction labour within the site with all necessary infrastructure and facilities such as fuel for cooking mobile toilets, mobile STP, safe drinking water, medical health care, crèche etc. The housing may be in the form of temporary structures to be removed after the completion of the project.	complied.
6.	Occupational health surveillance of the workers shall be done on a regular basis and records maintained as per the Factories Act.	Point is noted and complied.
7.	There shall be adequate space inside the plant premises earmarked for parking of vehicles for raw materials and finished products, and no parking to be allowed outside on public places.	Noted & complied.



IX. Corporate Environment Responsibility		
1.	The project proponent shall comply with the provision contained in this Ministry OM vide F.No. 22-65/2017 – IA.III dated 1 st may 2018, as applicable, regarding Corporate Environment Responsibility.	Point is noted&complied. CSR activity going year wise.
2.	The company shall have a well laid down environmental policy duly approve by the Board of Directors. The environmental policy should prescribe for standard operating procedures to have proper checks and balances and to bring into focus any infringements /deviation / violation of the environment/forest/wildlife norms/conditions. The company shall have defined system of reporting infringements/deviation/violation of the environment/forest/wildlife norms I conditions and / or shareholders/stake holder. The copy of the board resolution in this regard shall be submitted to the MoEF&CC as a part of six – monthly report.	Point is noted&Complied. Company's environmental policy is well documented and made available to all stakeholders.
3.	As separate Environmental cell both at the project and company head quarter level, with qualified personnel shall be set up under the control of senior Executive, who will directly to the head of the organization.	Point is noted and complied.
4.	Action plan for implementing EMP and environment conditions along with responsibility matrix of the company shall be prepared and shall be duly approved by competent authority. The year wise funds earmarked for environment protection measures shall	Point is noted and complied.



	be kept in separate account and not to be diverted for any other purpose. Year's wise progress of implementation of action plan shall be reported to the Ministry/Regional Office along with the Six Monthly Compliance Report.	
6.	Self-environmental audit shall be conducted annually. Every three years third party environmental audit shall be carried out.	Point noted.
X. Miscellaneous		
1.	The project proponent shall make public the environmental clearance granted for their project along with the environmental condition and safeguards at their cost by prominently advertising it at least in two local newspapers of the District or State, of which one shall be in the vernacular language within seven days and in addition this shall also be displayed in the project proponent's website permanently.	Public notice has been published in two newspaper "Hindustan Times" on 09 th July 2024 and "Hindustan" on 09 th July 2024. Copy of the same is attached as Annexure-V (A) & V(B).
2.	The copies of the environmental clearance shall be submitted by the project proponent to the Heads of local bodies, Panchayats and Municipal Bodies in addition to the relevant offices of the Government who in turn has to display the same for 30 days from the date of receipt	Complied. Copy attached as Annexure- VI
3.	The project proponent shall upload the status of the compliance of the stipulated environment clearance condition, including results of monitored data and in conditions, including results of monitored data on their website and update the same on half-yearly basis.	Point is noted and Complied.



4.	The project proponent shall monitor the criteria pollutants level namely; PM ₁₀ , SO ₂ , NO _x (ambient levels as well as stack emissions) or critical sectoral parameters, indicated for the projects and display the same at a convenient location for disclosure to the public and put on the website of the company.	Monitoring Reports are attached as Annexure-II .
5.	The project proponent shall submit six-monthly reports on the status of the compliance of the stipulated environmental conditions on the website of the Ministry of Environment, Forest and Climate Change at environmental clearance portal.	Point is noted and complied.
6.	The project proponent shall submit the environmental statement for each financial year in form-V to the concerned State Pollution Control Board as prescribed under the Environment (Protection) Rules, 1986, as prescribed under the Environment (Protection) Rules, 1986, as amended subsequently and put on the website of the company	Point is noted and complied.
7.	The project proponent shall inform the Regional Office as well as the Ministry, the date of development work and start of production operation by the project.	Point is noted and complied.
8.	The project authorities must strictly adhere to the stipulation made by the State Pollution Control Board and the State Government.	Point is noted
9.	The project proponent shall abide by all the commitment made during Public Hearing and also that during their presentation to the Expert Appraisal Committee.	Point is noted.



10.	No further expansion or modification in the plant shall be carried out without prior approval of the Ministry of Environment, Forest and Climate Change (MoEF&CC).	Point is noted.
11.	Concealing factual data or submission of false fabricated data may result in revocation of this environmental clearance and attract action under the provision of Environment (Protection) Act, 1986.	Point is noted.
12.	The Ministry may revoke or suspend the clearance, if implementation of any of the above conditions is not satisfactory.	Point is noted
13.	The Ministry reverse the right to stipulate additional conditions if found necessary. The Company in a time bound manner shall implement these conditions.	Point is noted
14.	The Regional Office of this Ministry shall monitor compliance of the stipulated conditions. The project authorities should extend full cooperation to the officer (s) of the Regional Office by furnishing the requisite data/information/monitoring reports.	Point is noted
15.	The above conditions shall be enforced, inter-alia under the provisions of the Water (Prevention &Control of Pollution) Act, 1974, the Air (Prevention & Control of Pollution) Act 1981, the Environment (Protection) Act, 1986, Hazardous and Other Wastes (Management and Transboundary Movement) Rules, 2016 and the public Liability Insurance Act, 1991 along with their amendments and Rules and any other orders passed by the Hon'ble Supreme Court of India/High	Point is noted



	Courts and any other Court of Law relating to the subject matter.	
16.	Any appeal against this EC shall lie with the National Green Tribunal, if preferred, within a period of 30 days as prescribed under Section 16 of the National Green Tribunal Act, 2010.	Point is noted.



CHAPTER-3

DETAILS OF ENVIRONMENTAL MONITORING

3.1 AMBIENT AIR QUALITY MONITORING

3.1.1 Ambient air Quality Monitoring Stations

Ambient air quality monitoring has been carried out near Main Gate (Plant Premises) (Station No: 1), Jamsara village side (Station No: 2), Som village side (Station No: 3) and Umartali village side (Station No: 4) to assess the ambient air quality. Three stations have been selected at 120° from the center. This will enable to have analytical understanding about air quality and the changes in the air environment in the study area with respect to the condition prevailing. Sampling at site was done from 28.03.2025. The locations of the ambient air quality monitoring stations are given in Table 3.1: -

Table 3.1.

Details of Ambient Air Quality Monitoring Stations

Sr. No	Location Code	Location Name/Description	Environmental Setting of surrounding
1.	AAQ-1	Near FG/WBC side(Plant premises) (Station No: 1)	Industrial
2.	AAQ-2	Jamsara Village Side (Station No: 2)	Residential
3.	AAQ-3	Som village side (Station No: 3)	Residential
4.	AAQ-4	Umartali Village side (Station No: 4)	Residential

AAQ-1: Near RMG (Plant Premises) (Station No: 1)

The sampler was placed near Main gate (Plant Premises) and was free from any obstructions. Surroundings of the sampling site represent industrial environmental setting.



AAQ- 2: Jamsara Village side (Station No: 2)

The sampler was placed in Jamsara village side and was free from any obstructions. Surroundings of the sampling site represent residential environmental setting.

AAQ-3: Som village side (Station No: 3)

The sampler was placed in Som village side and it was also free from any obstructions. Surroundings of the sampling site represent residential environment setting.

AAQ-4: Umartali village side (Station No: 4)

The sampler was placed Umartali village side and it was also free from any obstructions. Surroundings of the sampling site represent residential environment setting.

3.1.2 Ambient Air Quality Monitoring Methodology

Monitoring was conducted in respect of the following parameters:

- Particulate Matter 2.5 (PM_{2.5})
- Particulate Matter 10 (PM₁₀)
- Sulphur Dioxide (SO₂)
- Nitrogen Dioxide (NO₂)

The duration of sampling of PM_{2.5}, PM₁₀, SO₂ and NO₂ was 24 hourly continuous sampling per day duration monitoring. The monitoring was conducted for one day at the location. This is to allow a comparison with the National Ambient Air Quality Standards.

The air samples were analysed as per standard methods specified by Central Pollution Control Board (CPCB) and IS: 5182. The techniques used for ambient air quality monitoring and minimum detectable levels are given in **Table 3.2**.

Fine Particulate Sampler instruments have been used for monitoring Particulate Matter 2.5 (PM_{2.5} i.e., <2.5 microns), and Reparable Dust Sampler with gaseous sampling attachment was used for sampling Reparable fraction (<10 microns), gaseous pollutants like SO₂, and NO₂.



Table 3.2

Techniques used for Ambient Air Quality Monitoring

Sr. No	Parameter	Technique	Range of Testing
1.	Particulate Matter 2.5	Fine Particulate Sampler, Gravimetric Method	10 – 1000
2.	Particulate Matter 10	Respirable Dust Sampler, with cyclone separator, Gravimetric Method	10 – 1000
3	Sulphur dioxide	Modified West and Gaeke	5 – 500
4.	Nitrogen Dioxide	Jacob & Hochheiser	5 – 500

Ambient Air Quality Monitoring Results

Ambient Air quality monitoring results for PM_{2.5}, PM₁₀, SO₂ and NO_x at all three locations are presented in **Table 3.3, 3.4 ,3.5 & 3.6** respectively& refer the (**Annexture -II**).



Table 3.3

AAQ Results at Near FG/WBC Side (Plant Premises, Station No: 1)

Sr. No	Particulars	Protocol	Unit	Result	Range of testing /limit of detection	Standard as per NAAQS; dated 18/11/ 2009
1	Particulate matters size less than 10 μm (PM_{10})	IS: 5182 (Part-23):2006 Reaffirmed: 2017	$\mu\text{g}/\text{m}^3$	73	10 – 1000	For 24 hours =100
2	Particulate matters size less than 2.5 μm ($\text{PM}_{2.5}$)	IS: 5182 (Part-24): 2019	$\mu\text{g}/\text{m}^3$	43	10 – 1000	For 24 hours =60
3	Sulphur Dioxides (SO_2)	IS: 5182 (Part-2): 2001 Reaffirmed: 2017	$\mu\text{g}/\text{m}^3$	10	5 – 500	For 24 hours =80
4	Nitrogen Oxide (NO_2)	IS: 5182 (Part-6): 2006 Reaffirmed: 2017	$\mu\text{g}/\text{m}^3$	14	5 – 500	For 24 hours =80



Table 3.4

AAQ Results at – Jamsara village side (Station No: 2)

Sr. No	Particulars	Protocol	Unit	Result	Range of testing /limit of detection	Standard as per NAAQS: dated 18/11/2009
1	Particulate matters size less than 10 μm (PM_{10})	IS: 5182 (Part-23):2006 Reaffirmed: 2017	$\mu\text{g}/\text{m}^3$	90	10 – 1000	For 24 hours =100
2	Particulate matters size less than 2.5 μm ($\text{PM}_{2.5}$)	IS: 5182 (Part-24): 2019	$\mu\text{g}/\text{m}^3$	46	10 – 1000	For 24 hours =60
3	Sulphur Dioxides (SO_2)	IS: 5182 (Part-2): 2001 Reaffirmed: 2017	$\mu\text{g}/\text{m}^3$	12	5 – 500	For 24 hours =80
4	Nitrogen Dioxide (NO_2)	IS: 5182 (Part-6): 2006 Reaffirmed: 2017	$\mu\text{g}/\text{m}^3$	23	5 – 500	For 24 hours =80



Table 3.5

AAQ Results at Som Village side (Station No: 3)

Sr. No	Particulars	Protocol	Unit	Result	Range of testing /limit of detection	Standard as per NAAQS: dated 18/11/2009
1	Particulate matters size less than 10 μm (PM_{10})	IS: 5182 (Part-23): 2006 Reaffirmed: 2017	$\mu\text{g}/\text{m}^3$	89	10 – 1000	For 24 hours =100
2	Particulate matters size less than 2.5 μm ($\text{PM}_{2.5}$)	IS: 5182 (Part-24): 2019	$\mu\text{g}/\text{m}^3$	49	10 – 1000	For 24 hours =60
3	Sulphur Dioxides (SO_2)	IS: 5182 (Part-2): 2001 Reaffirmed: 2017	$\mu\text{g}/\text{m}^3$	11	5 – 500	For 24 hours =80
4	Nitrogen Dioxide (NO_2)	IS: 5182 (Part-6): 2006 Reaffirmed: 2017	$\mu\text{g}/\text{m}^3$	13	5 – 500	For 24 hours =80




Table 3.6

AAQ Results Umartalli village side (Station No: 4)

Sr. No	Particulars	Protocol	Unit	Result	Range of testing /limit of detection	Standard as per NAAQS: dated 18/11/ 2009
1	Particulate matters size less than 10 μm (PM_{10})	IS: 5182 (Part-23): 2006 Reaffirmed: 2017	$\mu\text{g}/\text{m}^3$	90	10 – 1000	For 24 hours =100
2	Particulate matters size less than 2.5 μm ($\text{PM}_{2.5}$)	IS: 5182 (Part-24): 2019	$\mu\text{g}/\text{m}^3$	52	10 – 1000	For 24 hours =60
3	Sulphur Dioxides (SO_2)	IS: 5182 (Part-2): 2001 Reaffirmed: 2017	$\mu\text{g}/\text{m}^3$	6	5 – 500	For 24 hours =80
4	Nitrogen Dioxide (NO_2)	IS: 5182 (Part-6): 2006 Reaffirmed: 2017	$\mu\text{g}/\text{m}^3$	13	5 – 500	For 24 hours =80

Discussion on Ambient Air Quality in the Study Area

The value of PM_{10} at Ambient Air Monitoring Station No: 1, 2, 3 & 4 are $73 \mu\text{g}/\text{m}^3$, $90 \mu\text{g}/\text{m}^3$, $89 \mu\text{g}/\text{m}^3$ & $90 \mu\text{g}/\text{m}^3$ respectively which were within permissible limit of $100 \mu\text{g}/\text{m}^3$ and $\text{PM}_{2.5}$ levels are $43 \mu\text{g}/\text{m}^3$ at Station No: 1, $46 \mu\text{g}/\text{m}^3$ at Station No: 2, $49 \mu\text{g}/\text{m}^3$ at Station No: 3 and $52 \mu\text{g}/\text{m}^3$ at Station No: 4, were also observed within permissible limit of $60 \mu\text{g}/\text{m}^3$ (for residential, rural and other areas as stipulated in the National Ambient Air Quality Standards). SO_2 ranges between $6 \mu\text{g}/\text{m}^3$ to $12 \mu\text{g}/\text{m}^3$ and NO_2 ranges between $13 \mu\text{g}/\text{m}^3$ to $23 \mu\text{g}/\text{m}^3$ was also observed within the corresponding stipulated limits (Limit for SO_2 and NO_2 ; $80 \mu\text{g}/\text{m}^3$) at all of the 4 monitoring locations. Station wise variation of ambient air quality parameters has been graphically shown in Figure 3.1 to 3.4.



PM₁₀ (µg/m³)

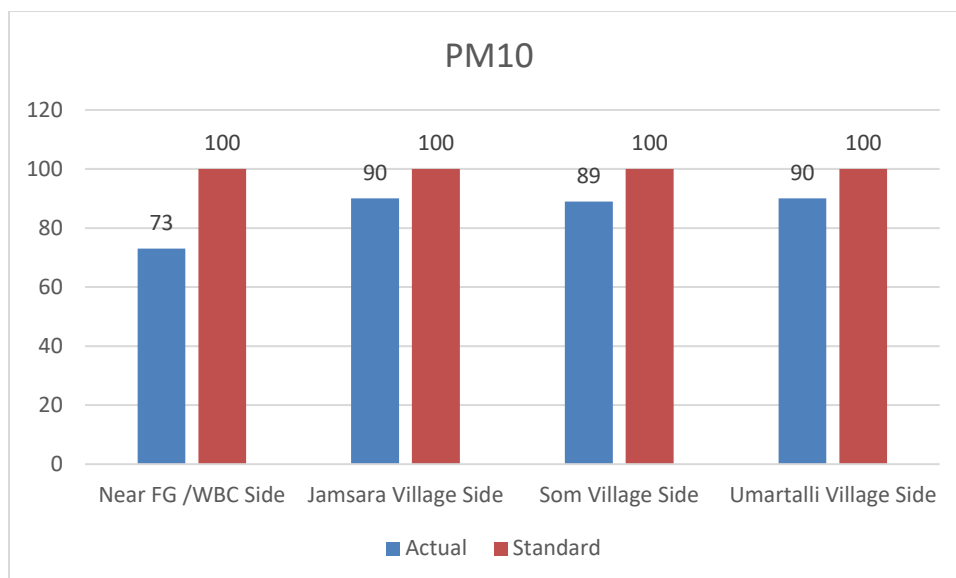


Figure3.1: Graphs Showing PM₁₀ Concentration at all sites.

PM_{2.5} (µg/m³)

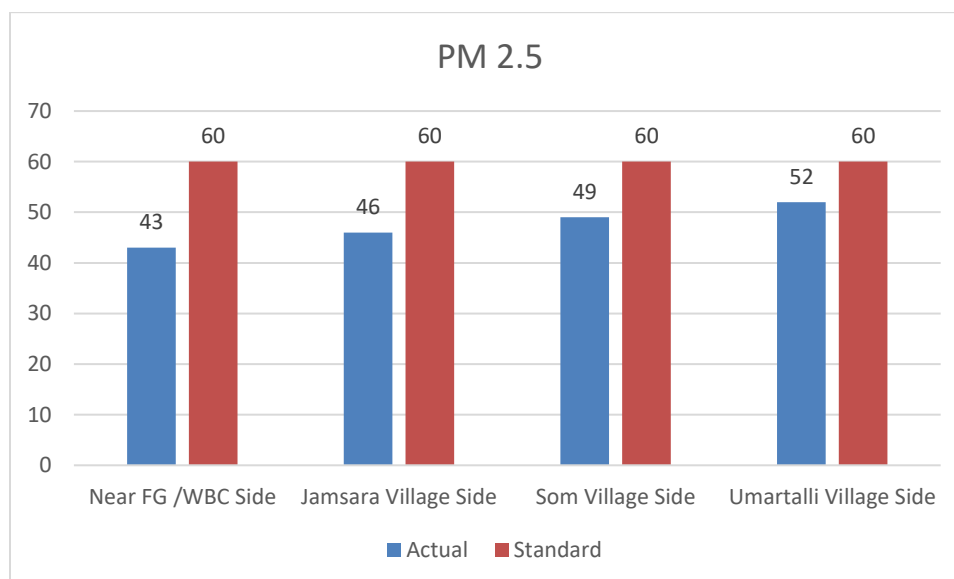



Figure3.2: Graphs Showing PM_{2.5} Concentration at all sites.



SO₂ (µg/m³)

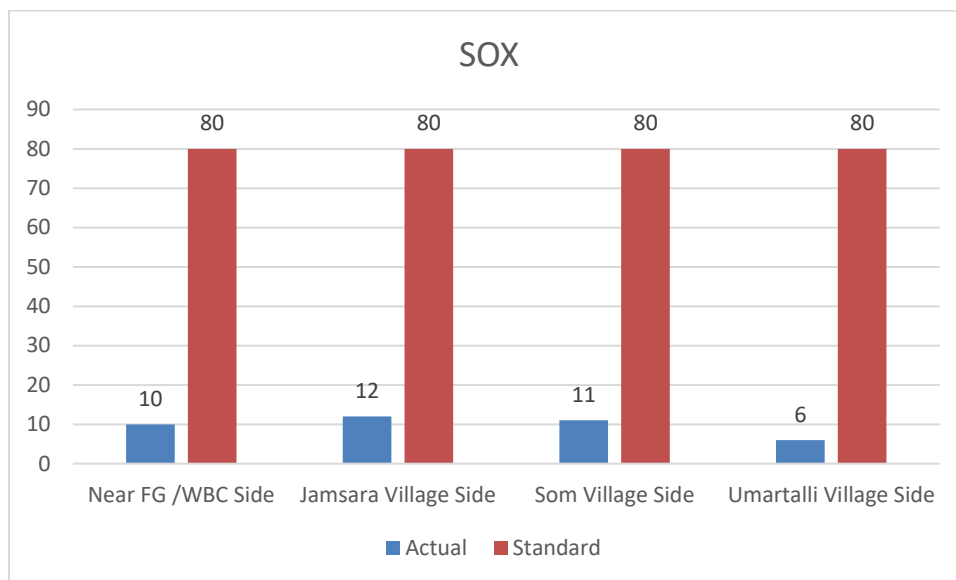


Figure3.3: Graphs Showing SO₂ Concentration at all sites.

NO₂ (µg/m³)

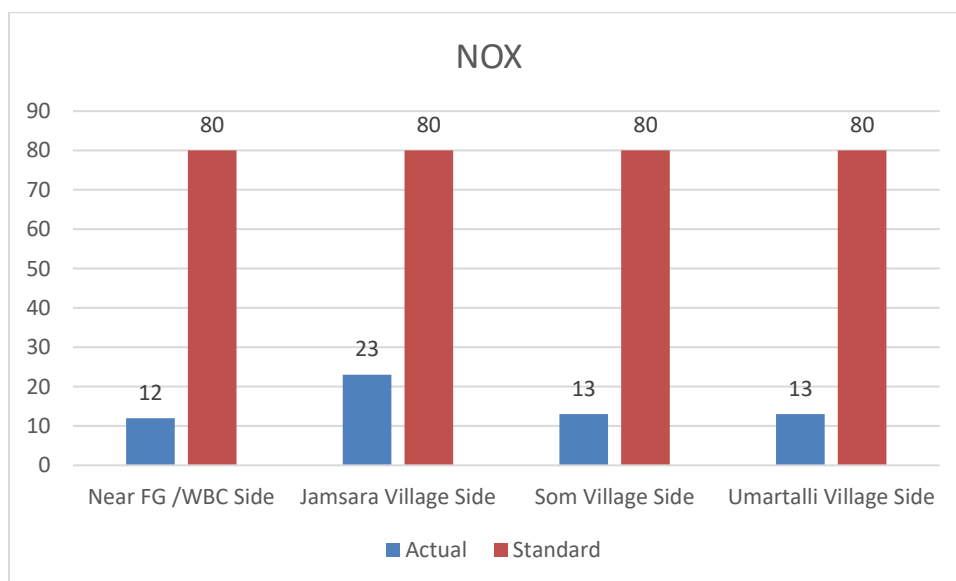



Figure3.4: Graphs Showing NO₂ Concentration at all sites.



3.2 AMBIENT NOISE MONITORING

3.2.1 Ambient Noise Monitoring Locations

The main objective of noise monitoring in the study area is to assess the present ambient noise levels near project site due to various construction activities and increased vehicular movement. A preliminary reconnaissance survey has been undertaken to identify the major noise generating sources in the area. Monitoring was done on 11.3.2025. Ambient noise monitoring was conducted at 4 locations as given in **Table 3.7**.

Table 3.7
Details of Ambient Noise Monitoring Stations

Sr. No	Location Code	Location name and description	Present Land use
1.	NQ-1	Near FG/WBC Side(Station No: 1)	Industrial
2.	NQ-2	Jamsara Village Side (Station No: 2)	Residential
3.	NQ-3	Som Village Side (Station No: 3)	Residential
4.	NQ-4	Umartalli Village Side (Station No: 4)	Residential

3.2.2 Methodology of Noise Monitoring

Noise levels were measured using sound level meter. Noise level monitoring was carried out continuously for 24-hours with one-hour interval starting at 06:00 hrs to 06:00 hrs next day. The noise levels were monitored on working days only. During each hour Leq were directly computed by the instrument based on the sound pressure levels. Monitoring was carried out at 'A' response.



3.2.3 Ambient Noise Monitoring Results

The location wise ambient noise monitoring results is summarized in **Table 3.8**. The noise levels are graphically presented in **Figure 3.5** & Refer in (**Annexure-IV**).

Table 3.8 Ambient Noise Monitoring Results

Ambient Noise Level					
Sr. No.	Locations	Parameter	Unit	Results DAY TIME (6:00 AM – 10:00 PM)	Results NIGHT TIME (10:00 PM – 6:00 AM)
1.	Near RMG (Onsite)	Equivalent sound level	dB(A)	74.6	62.6
2.	Jamsara Village Side	Equivalent sound level	dB(A)	71.4	62.1
3.	Som Village Side	Equivalent sound level	dB(A)	73.4	61.9
4.	Umartalli Village Side	Equivalent sound level	dB(A)	72.8	62.2

3.2.4 Discussion on Ambient Noise Levels in the Study Area

Day Time Noise Levels (L_{day}):

The day time noise level at monitoring station No.1 Near FG/WBC Side, station No.2 Jamsara Village Side, station No.3 Som Village Side and station No.4 Umartalli Village Side Station were found 71.4 dB – 74.6 dB (A) which is within the limits prescribed for industrial area i.e., 75 db (A).

Night Time Noise Levels (L_{night}):

The night time noise level at monitoring station No.1 Near FG/WBC Side, station No.2 Jamsara Village Side, station No.3 Som Village Side and station No.4 Umartalli Village Side Station were found 61.9 dB – 62.6 dB (B) which is within the limits prescribed for industrial area i.e., 70db (A).



Ambient Noise Monitoring Result

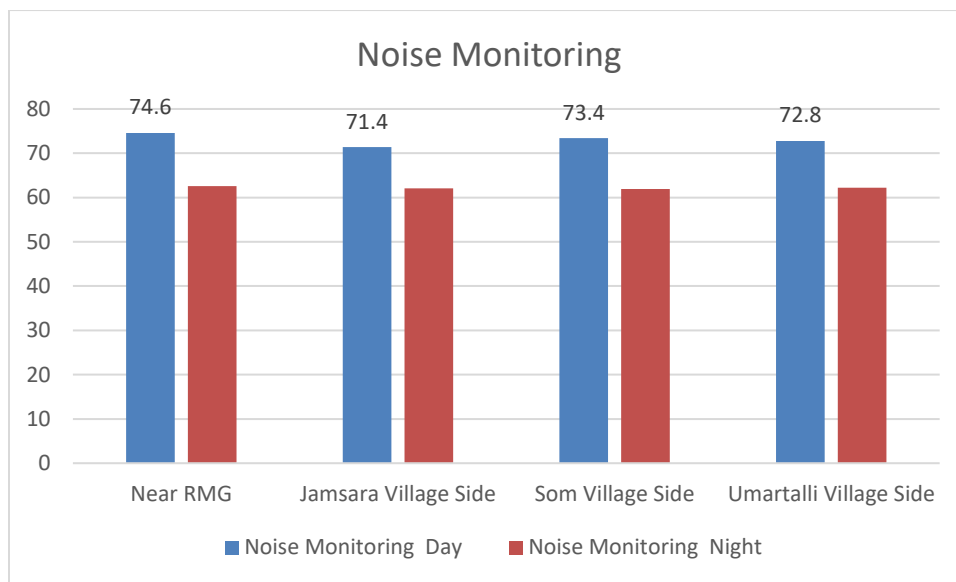


Figure3.5: Graphs Showing Day & Night Noise Level

3.3 GROUND WATER QUALITY MONITORING

3.3.1 Ground water Quality Monitoring Locations

Keeping in view the importance of ground water, sample of ground water was collected from the project site for the assessment of impacts of the project on the groundwater quality.

Water sample was collected from the project site. The sample was analysed for various parameters to compare with the standards for Ground water as per IS: 10500:2012 for Groundwater sources **Annexure-VII**. The details of water sampling locations are given in **Table 3.9**.



Table 3.9

Details of Water Quality Monitoring Station

Sr. No	Location Code	Location name and description	Date of Monitoring
1.	GW-1	Ground Water inside Site	11.03.2025

3.3.2 Methodology of ground water Quality Monitoring

Sampling of ground water was carried out on 11.03.2025 . Sample was collected as grab sample and sampling forms are filled in as per the sampling plan. The preservative sample was properly added to preserve as per standard operating procedures (SOP) and stored immediately in ice boxes, which were ensured for appropriate temperatures. **Sample for chemical analysis was collected in polyethylene carboys. Sample collected for metal content were acidified to <2 pH with 1 ml HNO₃. A sample for bacteriological analysis was collected in sterilized glass bottles.**

Soon after the completion of sampling, chain of custody sheets for the samples are filled in and then they were transported by road to testing laboratory for further analysis. Proper care was taken during packing and transportation of samples. All the samples reached the central laboratory within the holding times for different parameters. After ensuring the same the samples was forwarded immediately for analysis.

The samples was analyzed as per the standard procedures specified in 'Standard Methods for the Examination of Water and Wastewater' published by American Public Health Association (APHA), IS and CPCB. The analytical techniques and the test methods adopted for testing of ground water is given in **Table 3.10**

3.3.3 Ground water Quality Monitoring Results

The detailed Ground water quality monitoring results are presented in **Table 3.10**



Table 3.10

Ground water Quality Results at Bore well Water (within premises)

Description: Clear Colourless Liquid							
S. No.	Parameter	Measuring Unit	Instrument	Method	Result	Acceptable Limit	Permissible Limit
Discipline : Chemical							
Group : Water							
(I) Parameters Concerning Toxic Substances							
1	Cyanide(asCN)	mg/L	UV-Spectrophotometer	IS 3025 (Part-27/Sec 1): 2021	BLQ(LOQ:0.01)	0.05 Max.	No Relaxation
2	Cadmium(as Cd)	mg/l	ICPMS	IS 3025 (Part 65) : 2022	BLQ(LOQ:0.002)	0.003 Max.	No Relaxation
3	Lead(as Pb)	mg/l	ICPMS	IS 3025 (Part 65) : 2022	0.005	0.01 Max.	No Relaxation
4	Mercury(as Hg)	mg/l	ICPMS	IS 3025 (Part 65) : 2022	BLQ(LOQ:0.001)	0.001 Max.	No Relaxation
5	Molybdenum(as Mo)	mg/l	ICPMS	IS 3025 (Part 65) : 2022	BLQ(LOQ:0.002)	0.07 Max.	No Relaxation
6	Nickel(as Ni)	mg/l	ICPMS	IS 3025 (Part 65) : 2022	0.008	0.02 Max.	No Relaxation
7	Total Arsenic(as As)	mg/l	ICPMS	IS 3025 (Part 65) : 2022	BLQ(LOQ:0.002)	0.01 Max.	No relaxation
8	Total Chromium(as Cr)	mg/l	ICPMS	IS 3025 (Part 65) : 2022	BLQ(LOQ:0.002)	0.05 Max.	No Relaxation
(II) Organoleptic &Physical Parameter							
1	pH Value	NA	pH Meter	IS: 3025 (Part-11): 2022	7.82	6.5-8.5	No relaxation
2	Odour	NA	Organoleptic	IS: 3025 (P-5)-2018	Agreeable	Agreeable	Agreeable
3	Turbidity	NTU	Turbidity Meter	IS 3025(Part-10): 2023	<0.5	1 Max.	5 Max.
4	Taste	NA	Organoleptic	IS 3025(Part-8): 2023	Agreeable	Agreeable	Agreeable
5	Total Dissolved Solids	mg/l	Gravimetric	IS: 3025 (P-16): 2023	525	500 Max.	2000 Max.
6	Colour (True Colour)	Hazen	Visual Examination	IS 3025 (Part 4) : 2021	2	5 Max.	15 Max.



(III) Parameters Concerning Undesirable Substances in excess amount							
1	Aluminium(as Al)	mg/l	ICPMS	IS 3025 (Part 65) : 2022	BLQ(LOQ:0.003)	0.03 Max.	0.2 Max.
2	Ammonia(as total ammonia-N)	mg/l	UV-Spectrophotometer	IS:3025 (Part 34):Sec-1:2023	BLQ(LOQ:0.1)	0.5 Max.	No Relaxation
3	Anionic detergent(as MBAS)	mg/l	UV-Spectrophotometer	IS 3025 (Part 68):2019	BLQ(LOQ:0.05)	0.2 Max.	1.0 Max.
4	Barium(as Ba)	mg/l	ICPMS	IS 3025 (Part 65) : 2022	0.392	0.7 Max.	No relaxation
5	Boron(as B)	mg/l	ICPMS	IS 3025 (Part 65) : 2022	0.041	0.5 Max.	2.4 Max.
6	Calcium(as Ca)	mg/l	Titration	IS: 3025 (Part 40):2024	78	75 Max.	200 Max.
7	Chloramines(as Cl ₂)	mg/l	Titration	IS: 3025 (P-26): 2021	BLQ(LOQ:0.03)	4.0 Max.	No relaxation
8	Chloride(as Cl)	mg/l	Titration	IS: 3025 (P-32)-1988 (RA2019)	24	250 Max.	1000 Max.
9	Copper(as Cu)	mg/l	ICPMS	IS 3025 (Part 65) : 2022	0.033	0.05 Max.	1.5 Max.
10	Fluoride(as F)	mg/l	Visual Examination	IS: 3025 (P-60)-2008 (RA 2019)	BLQ(LOQ:0.1)	1.0 Max.	1.5 Max.
11	Free Residual Chlorine	mg/l	Titration	IS: 3025 (P-26): 2021	Not Applicable	0.2 Min.	1.0 Max.
12	Iron(as Fe)	mg/l	UV-Spectrophotometer	IS: 3025 (P-53)-2003 (RA 2019)	BLQ(LOQ:0.08)	1.0 Max.	No relaxation
13	Magnesium(as Mg)	mg/l	By Calculation	IS 3025 (Part 46): 2023	34.5	30 Max.	100 Max.
14	Manganese(as Mn)	mg/l	ICPMS	IS 3025 (Part 65) : 2022	0.003	0.1 Max.	0.3 Max.
15	Mineral Oil	mg/l	FTIR	IS: 3025 (Part 39)-2021	BLQ(LOQ:1.0)	1.0 Max.	No Relaxation
16	Nitrate(as NO ₃)	mg/l	UV-Spectrophotometer	APHA 24th Edition 2023, 4500 NO ₃ , B	BLQ(LOQ:1.0)	45 Max.	No Relaxation
17	Phenolic compounds(as C ₆ H ₅ OH)	mg/l	UV-Spectrophotometer	IS: 3025 (P-43/Sec-1)-2022	BLQ(LOQ:0.001)	0.001 Max.	0.002 Max.
18	Selenium(as Se)	mg/l	ICPMS	IS 3025 (Part 65) : 2022	BLQ(LOQ:0.002)	0.01 Max.	No Relaxation
19	Silver(as Ag)	mg/l	ICPMS	IS 3025 (Part 65) : 2022	BLQ(LOQ:0.002)	0.1 Max.	No Relaxation
20	Sulphate(as SO ₄)	mg/l	UV-Spectrophotometer	IS : 3025 (Part 24): Sec1:2022	85.6	200 Max.	400 Max.
21	Sulphide(as H ₂ S)	mg/l	Titration	IS: 3025 (P-29): 2022	BLQ(LOQ:0.05)	0.05 Max.	No Relaxation



22	Total Hardness(as CaCO ₃)	mg/l	Titration	IS: 3025 (Part 21)-2009 (RA 2019)	337	200 Max.	600 Max.
23	Zinc(as Zn)	mg/l	ICPMS	IS 3025 (Part 65) : 2022	0.848	5 Max.	15 Max.
24	Total Alkalinity(as CaCO ₃)	mg/l	Titration	IS 3025(Part-23): 2023	312	200 Max.	600 Max.
Discipline : Biological							
Group : Water							
(IV) Microbiological Tests							
1	<i>E.coli</i>	Per 100ml	Microbiological	IS 15185: 2016	Absent/100ml	Shall not be detectable in any 100 ml sample	No Relaxation
2	<i>Total Coliform</i>	Per 100ml	Microbiological	IS 15185: 2016	Absent/100ml	Shall not be detectable in any 100 ml sample	No Relaxation

NOTE : NA- Not Applicable, LOQ- Limit of Quantification, BLQ- Below limit of Quantification. Sampling

3.4. SOIL MONITORING

3.4.1 Soil Monitoring Locations


The objective of the soil monitoring is to identify the impacts of ongoing project activities on soil quality and also predict impacts, which have arisen due to execution of various construction activities. Accordingly, a study of assessment of the soil quality has been carried out.

To assess impacts of ongoing project activities on the soil in the area, the Physico-chemical characteristics of soils were examined by obtaining soil samples from selected points and analysis of the same. Single sample of soil was collected from the project site for studying soil characteristics, the location of which is listed in.

Table 3.11.

Table 3.11 Details of Soil Monitoring

Sr. No	Location Code	Location name and description
1.	SQ-1	Within Plant Premises



3.4.2 Methodology of Soil Monitoring

The sampling has been done in line with IS: 2720 & Methods of Soil Analysis, Part-1st, 2nd Edition, 1986 of American Society for Agronomy and Soil Science Society of America. The homogenized samples were analysed for physical and chemical characteristics (physical, chemical and heavy metal concentrations). The soil samples were collected on 11.03.2025. The samples have been analysed as per the established scientific methods for Physio-chemical parameters **Annexure-VIII**.

The heavy metals have been analysed by using Atomic Absorption Spectro-photometer.

3.4.3 Soil Monitoring Results

Single sample of soil is collected from the site to check the quality of soil of the study area. The Physio-chemical characteristics of the soil, as obtained from the analysis of the soil sample, are presented in **Table 3.12**.

Table 3.12 Physio-Chemical Characteristics of Soil at Near ETP.

Description: Soil Sample						
S. No.	Parameter	Measuring Unit	Instrument	Method	Result	Specification
	Discipline: Chemical					
	Group :Pollution & Environment					
(I)	General Parameters					
1	pH Value (1% sol.)	NA	pH Meter	IS:2720(P-26)	10.24	-
2	Conductivity	µmhos/cm	Conductivity Meter	IS14767	38.6	-
3	Nitrogen (asN)	%by mass	Titration	STP/ITC/EW- 10	0.028	-
4	Phosphorous (as P)	%by mass	UV-Spectrophotometer	STP/ITC/EW- 16	<0.05	-
5	Organic Carbon	%by mass	Titration	STP/ITC/EW- 21	0.56	-
6	Moisture Content	%by mass	Gravimetric	STP/ITC/EW- 17	10.2	-
7	Potassium (as K)	%by mass	Flame Photometer	STP/ITC/EW- 11	0.01	-
8	Calcium (as Ca)	meq/100g	Titration	IS:2720(P-23)-2020	<25	-



9	Magnesium (asMg)	meq/100gm	By Calculation	STP/ITC/EW- 13	<25	-
Description: Soil sample						
S. No.	Parameter	Measuring Unit	Instrument	Method	Result	Specification
Discipline: Chemical						
Group :Pollution & Environment						
(I) General Parameters						
1	Chloride (asCl)	%by mass	Titration	Method Manual Soil Testing in India	0.32	-
2	Copper (asCu)	(mg/kg)	ICPOES	STP/ITC/EW-07	14.07	-
3	Nickel (asNi)	(mg/kg)	ICPOES	STP/ITC/EW-07	13.41	-
4	Lead (asPb)	(mg/kg)	ICPOES	STP/ITC/EW-07	7.40	-
5	Total Chromium(asCr)	(mg/kg)	ICPOES	STP/ITC/EW-07	13.56	-
6	Zinc (asZn)	(mg/kg)	ICPOES	STP/ITC/EW-07	44.46	-
7	Iron (asFe2O3)	%bymass	ICPOES	STP/ITC/EW-07	1.52%	-
8	Cadmium (asCd)	(mg/kg)	ICPOES	STP/ITC/EW-07	BLQ(LOQ:1.0)	-
9	Mercury (asHg)	(mg/kg)	ICPOES	STP/ITC/EW-07	BLQ(LOQ:1.0)	-
10	Water Holding Capacity (inches/foot of depth)	NA	Chemically	ITC/STP/BM- CH/01	7.8	-

3.4.4 Discussion on Soil Characteristics in the Study Area

The soil in study area is characterized by moderate organic content. The soil quality in the project area has not been affected by the project/manufacturing process activities.

4.0 Treated Effluent Discharge Parameter

The effluent discharge complied the standards of Environment Protection Rules, 1986, or as specified by the State Pollution Control Board of granted Consent under the Air/Water Act. ETP ZLD outlet treated water sample has been collected on 28.3.2025.
(Attached Annexure-IX).



Table 4.1 Treated Effluent Discharge Parameter

Description: Waste Water (ZLD Outlet)						
S. No.	Parameter	Measuring Unit	Instrument	Method	Result	Specification
Discipline : Chemical						
Group : Pollution & Environment						
(I) General Parameters						
1	Odour	NA	Organoleptic	IS: 3025 (P-5)-2018	None	Not Specified
2	pH Value	NA	pH Meter	IS: 3025 (Part-11): 2022	7.03	5 - 9
3	Total Suspended Solids	mg/l	Gravimetric	IS: 3025 (P-17): 2022	2	Max. 100
4	Chemical Oxygen Demand	mg/l	COD Reflux Assembly	IS 3025 (Part: 58): 2023	6	Max. 250
5	Oil & Grease	mg/l	Gravimetric	IS: 3025 (Part 39)-2021	<4.0	Max. 10
6	Bio-chemical Oxygen Demand, (3 days at 27°C)	mg/l	BOD Incubator	IS 3025 (Part 44): 2023	2	Max. 30
7	Colour	NA	Visual Examination	IS: 3025 (P-4)-2021	Colourless	Not Specified
8	Total Dissolved Solids	mg/l	Gravimetric	IS: 3025 (P-16): 2023	184	Not Specified

NOTE : NA- Not Applicable, Requirement as per EPA-1986, PCLS/02/2021. Sampling Procedure: SOP/ITC/EW/030.

REMARKS : See Note





Uttar Pradesh Pollution Control Board

Building. No TC-12V Vibhuti Khand, Gomti Nagar, Lucknow-226010

Phone:0522-2720828,2720831, Fax:0522-2720764, Email: info@uppcb.in, Website: www.uppcb.com

195735/UPPCB/Unnao(UPPCBRO)/CTO/both/HARDOI/2023

Date: 03/01/2024

To,

M/s

BERGER PAINTS INDIA LIMITED

B4, B5, Industrial Area, Phase- I, Sandila, Hardoi, Uttar Pradesh - 241204

Application Id-
23342300

Consolidated Consent to Operate and Authorisation hereinafter referred to as the CCA (Consolidated Consent & authorization) (Fresh) under Section-25 of the Water (Prevention & Control of Pollution) Act, 1974 and under Section-21 of the Air (Prevention & Control of Pollution) Act, 1981 and Authorization under Rule-6(2) of the Hazardous and Other Wastes (Management and Transboundary Movement) Rules, 2016 notified under Environment (Protection) Act, 1986 as applicable (to be referred hereinafter as Water Act, Air Act and HW Rules respectively).

CCA is hereby granted to **BERGER PAINTS INDIA LIMITED** located at **B4, B5, Industrial Area, Phase- I, Sandila, Hardoi, Uttar Pradesh - 241204**. subject to the provisions of the **Water Act, Air Act and Hazardous and Other Wastes (Management and Transboundary Movement) Rules, 2016** and the orders that may be made further and subject to following terms and conditions :-

1. This CCA **BERGER PAINTS INDIA LIMITED** granted for the period from **01/01/2024 to 31/12/2026** and valid for manufacturing of following products.

S No	Product	Quantity	Unit
1	Water Based Paint	180000	Metric Tonnes/Year
2	Solvent Based Paint	69,000	Kilo Liters/Year
3	Powder Putty	84,000	Metric Tonnes/Year
4	Emulsion for water based Paint	72,000	Metric Tonnes/Year
5	Resin for Liquid Solvent Based Paint	48,000	Metric Tonnes/Year
6	Construction Chemical	72000	Metric Tonnes/Year

2. Conditions under Water(Prevention and Control of Pollution) Act -1974 as amended :-

(i) The daily quantity of effluent discharge (KLD) :-

Kind of Effluent	Quantity(KLD)	Treatment facility	Discharge point
Domestic	40 KLD	STP	Gardening in industry premises
Industrial	150 KLD (Zero Liquid Discharged)	ETP	ZLD

(ii) Trade Effluent Treatment and Disposal :-The applicant shall operate Effluent Treatment Plant consisting of primary/secondary and tertiary treatment as is required with reference to influent quantity and quality.

In case of stoppage of functioning of ETP, production has to be stopped immediately and this Board has to be intimated by fax/phone/email with a report in this regard to be dispatched immediately.

(iii) The treated effluent shall be recycled to the maximum extent and should be reused within the premises for gardening etc. Quality of the treated effluent shall meet to the following general and specific standards as prescribed under Environment (Protection) Rules, 1986 and applicable to the unit from time-to-time :-

Industrial Effluent Quality Standard

S.No.	Parameter	Standard
1	Zero Liquid Discharge	ZLD

(iv) Sewage Treatment and Disposal :- The applicant shall provide comprehensive STP as is required with reference to influent quantity and quality. In case of stoppage of functioning of STP, production has to be stopped immediately and this Board has to be intimated by fax/phone/email with a report in this regard to be dispatched immediately.

(v) The treated sewage shall be reused in gardening as far as possible. The STP shall be maintained continuously so as to achieve the quality of the treated sewage to the following standards.

S No.	Parameters	Standards
1	pH	6.5-9.0
2	BOD (mg/L)	30 mg/l
3	TSS (mg/L)	100 mg/l
4	Fecal Coliform (MPN/100ml)	1000 MPN/100ml

3. Conditions under Air (Prevention and Control of Pollution) Act -1981 as amended :-

i) The applicant shall use following fuel and install a comprehensive control system consisting of control equipment as required with reference to generation of emissions and operate and maintain the same continuously so as to achieve the level of pollutants to the following standards.

Air Pollution Source Details

S No.	Air Pollution Source	Type of fuel	Stack no	Control Device	Height of Stack
1	1500 KVA DG	HSD	1	Particulate Matter	as per norms
2	1500 KVA DG	HSD	1	Particulate Matter	as per norms
3	1500 KVA DG	HSD	1	Particulate Matter	as per norms
4	250 KVA DG set	HSD	1	Particulate Matter	as per norms
5	02 nos. Boilers (capacity of 850 Kg/hr) with each stack	HSD	1, 1	Particulate Matter	30 meter from GL

6	02 nos. Thermic Fluid Heater (capacity of 25.0 Lac kilo calorie/hr) with bag filter	HSD	1, 1	Particulate Matter	30 meter from GL
---	---	-----	------	--------------------	------------------

Emmission Quality Standards

S No.	Stack no	Parameters	Standards
1	1, 1, 1	Particulate Matter	1200 mg/normal cubic meter

In case of stoppage of functioning of air pollution control equipment, production has to be stopped immediately and this Board has to be intimated by fax/phone/email with a report in this regard to be dispatched immediately

(ii) The unit will not use any type of restricted fuel.

iii) Noise from the D.G. Set and other source(s) should be controlled by providing an acoustic enclosure as is required for meeting the ambient noise standards for night and day time as prescribed for respective areas/zones (Industrial, Commercial, Residential, Silence) which are as follows :-

Day time : from 6.00 a.m. to 10.00 p.m., Night time: from 10.00 p.m. to 6.00 a.m.

Standards for Noise level in db(A) Leq	Industrial Area		Commercial Area		Residential Area		Silence Zone	
	Day Time	Night Time	Day Time	Night Time	Day Time	Night Time	Day Time	Night Time
	75	70	65	55	55	45	50	40

4. Conditions under Hazardous and Other Wastes (Management and Transboundary Movement) Rules, 2016 :-

The Factory Manager of M/s BERGER PAINTS INDIA LIMITED. is hereby granted an authorization to operate a facility for collection and storage of Hazardous wastes. The authorization is granted to operate a facility for generation, collection and storage of hazardous wastes within factory premises for following category of wastes:-

S.No.	Category of Hazardous Waste as per the Schedules I, II and III of these rules	Authorised mode of disposal or recycling or utilisation or co-processing, etc.	Quantity(ton/annum)
1	Sch-1, Cat.-5.1 (Used or spent oil)	TSDF	5.0 MT/annum
2	Sch-1, Cat.-21.2 (Spent solvent)	TSDF	115 Ton/annum
3	Sch-1, Cat.-33.1 (Empty barrels/containers/liners contaminated with hazardous chemical/waste)	TSDF	200 Ton/annum

4	Sch-1, Cat.-33.2 (Contaminated cotton rags or other cleaning materials)	TSDF	15 Ton/annum
5	Sch-1, Cat.-21.1 (Process waste, residues and sludge)	TSDF	35 Ton/annum
6	Sch-1, Cat.-20.3 (Distillation residues)	TSDF	35 Ton/annum
7	Sch-1, Cat.-35.3 (Chemical sludge from waste treatment)	TSDF	400 Ton/annum

The authorization shall be in force and shall be valid upto 31/12/2026. The authorization is subject to the conditions stated below and such conditions as may be specified in the rules for the time being in force under Environment (Protection) Act, 1986.

Terms and conditions of Hazardous Waste authorization :-

- (i) The authorization shall comply with the provisions of the Environment (Protection) Act, 1986, and the rules made there under.
- (ii) The authorization and its renewal shall be produced for inspection at the request of an officer authorized by the SPCB.
- (iii) The person authorized shall not rent, lend, sell, transfer or otherwise transport the hazardous wastes without obtaining prior permission of the SPCB.
- (iv) Any unauthorized changes in personnel, equipment as working conditions as mentioned in the application by the person authorized shall constitute a breach of his authorization.
- (v) It is the duty of the authorized person to take prior permission of the SPCB to close down the facility.
- (vi) An application for the renewal of an authorization shall be made as laid down under these rules.
- (vii) The unit shall comply with any other conditions specified in the guidelines issued by the MoEF or CPCB/SPCB from time to time.
- (viii) The authorization is valid for temporary storage of Hazardous Waste within premises only.
- (ix) The authorized agency shall ensure that on-line data with regard to quantity and nature of hazardous chemicals being used in the plant as well as air emission and waste generated within premises is displayed on Display Board of size 6x4 feet outside the main factory gate within premises
- (x) It is duty of the authorized person to take prior permission of this Board to close and cleanup the facility for treatment, storage and disposal of hazardous waste.
- (xi) The applicant shall maintain record of hazardous waste in Form-3 and shall submit annual return in Form-4 on or before the 30th day of June following to the financial year to which that return relates.
- (xii) In no case any hazardous waste shall be disposed off on land, in any drain, or into any water stream. All spillage must also be safely collected and stored.
- (xiii) Before the hazardous waste is stored or dumped in the facility, applicant must conduct a detailed physical and chemical analysis of hazardous waste sample and report to the Board.
- (xiv) Dried hazardous sludge from the process in the plant shall be stored in double lined HDPE pit constructed with R.C.C. or such material which does not react with the waste contained in it.
- (xv) The storage area should be fenced properly and Sign/Notice Board indicating 'Danger' and 'Hazardous' shall be displayed at appropriate position both in Hindi and English.
- (xvi) The industry shall store non-ferrous metal waste, used oil/spent oil waste in sealed drums placed on impervious floor under covered shed. Hazardous waste if required shall be sold only to Registered Recyclers/Re-processors.
- (xvii) In case of any transportation of hazardous waste, the details in Form-10 of the Hazardous and Other Wastes Rules, 2016 shall be submitted to the Board.

5. Essential documents to be submitted by the Industry/Unit as Applicable:-

- (i) Annual return in Form-4 and Waste Disposal Manifest in Form-10 under Hazardous and Other Wastes (Management and Transboundary Movement) Rules, 2016 and Third Party Audit Report.
 - (ii) Environment Statement in Form-V of Environment (Protection) Rules, 1986.
 - (iii) Quarterly compliance report of the CCA, photograph of ETP/APCs/Waste Storage Area.
6. Competent Authority reserves the right to change/modify/add any time any condition of this CCA.
7. Unit has to comply with the following specific & general conditions. Non compliance of any provision of this CCA and provisions of the Water Act, Air Act and Hazardous and Other Wastes (Management and Transboundary Movement) Rules, 2016 will result in legal action under the aforesaid Acts and Rules.
8. In compliance to the G.O 1011/81-7-2021-09 (Writ)/2016 dated.13.10.2021 issued by Department of Environment, Forest and Climate Change, Uttar Pradesh. You are directed to develop Miyawaki Forest as per the SOP available at URL:-<http://www.upecp.in/TrainingSession.aspx> for ensuring timely compliance of this direction, you are hereby directed to submit a bank guarantee with minimum validity of one year of the amount equivalent to the sum of initial consent fees (Air and Water) or Rs. 50,000/- (Rs. Fifty Thousand Only) whichever is more, within 30 days from the date of issuance of this certificate. In case of non-compliance of this direction, your consent will be revoked by the Board.
9. If the unit uses the ground water and requires the permission from SGWA/CGWA for water abstraction then the industry will have to obtain No objection certificate for abstraction of ground water. It will be the responsibility of the industry to comply with the various conditions of the NOC obtained from the competent authority and submit to the Board, within 3 months time failing which CTO will be revoked.

General Conditions:-

1. The applicant shall get analysed the samples of effluent/emission/hazardous wastes at least once in a three month from the laboratory recognized by the MoEF and shall report to the UPPCB.
2. The applicant shall however, not without the prior consent of the Board bring into use any new or altered outlet for the discharge of effluent or gases emission or sewage waste from the unit.
3. Treated Industrial waste water and domestic waste water shall be disposed jointly at one disposal point. The applicant shall provide discharge measurement equipment at final disposal point.
4. The applicant shall strictly comply with conditions of this CCA and submit compliance report of stipulated conditions within 30 days of receipt of this CCA. If at any point of time, it is found that the industry is not complying with stipulated conditions or any further direction/instruction issued by the Board, legal action shall be initiated against the applicant.
5. The applicant shall maintain good house keeping. All valves/pipes/sewer/drains etc. must be leak-proof
6. The industry shall provide uninterrupted entry to the STP/ETP inlet and outlet points, Air Pollution Control equipment and stack for smooth sampling/monitoring of efficiency of pollution control systems.
7. The industry shall provide Inspection Book at the time of inspection to the Board's officials.
8. Whenever due to any accident or other unforeseen act or event, such emission occurs or is apprehended to occur in excess of standards laid down, such information shall be reported to the Board's offices and all other concerned offices. In case of failure of pollution control equipment, the production process connected to it shall be stopped with immediate effect.
9. The industry shall operate in a manner so that all emissions be emitted through designated chimney/stack only.
10. In case of any damage to the agriculture productivity, human habitation etc. by the operation of industry, it shall be imperative to stop production in the industry with immediate effect and such information shall be reported to Board's offices. The industry shall be liable to pay compensation also in such cases as decided by the Competent Authority.
11. The applicant shall apply before the 60 days of expiry of CCA or any change in production types/production capacity/manufacturing process/capacity enhancement etc. or any change in effluent discharge

point or emission point

12. The Board reserves the right to revoke/add/modify any stipulated condition issued along with CCA, as may be necessary.

Specific Conditions:-

1. This consent is valid for the production of Water Based Paint-1,80,000 MT/annum, Solvent Based Paint-69,000 KL/annum, Powder Putty-84,000 MT/annum, Emulsion for water based Paint-72,000 MT/annum, Resin for Liquid Solvent Based Paint-48,000 MT/annum and Construction Chemical-72000 MT/annum by using Liquid Solvent Base Paints raw material (BENZOIC ACID, ACETIC ACID, ACID PHOSPHORIC, ADIPIC ACID etc.), Water Base Paints raw material (methacrylic acid, hydrochloric acid commercial, potassium persulphate, sod. bicarbonate etc.), and Powder Putty raw material (Water cement, Calcite/Dolomite Powder, RD Power, MHEC etc.) as raw material.
2. This consent is valid for the current products and capacity. In Case of any change in process, capacity enhancement etc. No Objection Certificate shall be obtained from the Board.
3. Industry shall submit the latest copy of Audited Balance Sheet/C.A. Certificate (Fixed Assets+ Current Assets - Current Liabilities) so that the Consent fee (payable) by the industry may be verified.
4. The Orders issued by Hon'ble Courts/Hon'ble NGT, MoEF, Central Pollution Control Board, U.P. Pollution Control Board, shall be complied with.
5. Generated hazardous waste shall be stored temporarily in the factory premises and disposed of through authorized TSDF after obtaining the authorization from the Board.
6. The PP shall ensure to establish Miyawaki forest, as per the GO no. 1011/81-7-202109(writ)/2016 dated 13.10.2021 of Deptt. of Environment, forest and Climate Change.
7. The industry shall maintain the installed STP (capacity of 40.0 KLD) in such a manner so that it can achieve the stranded specified in the notification issued by Ministry of Environment and Forest and Climate change vide GSR 1265 (E) dated 13-10-2017 in the time period as specified in the notification.
8. The unit shall ensure to operate and maintain ETP of capacity (150 KLD). The treated water shall be further treated in RO Stage-1, R O Stage-2 and then finally evaporated to maintain Zero Liquid Discharge.
9. The industry shall ensure to maintain ZLD situation all the time and no waste water shall be discharged outside the premises and nearest drain/river.
10. The industry shall ensure to submit the analysis report from STP outlet conducted by any NABL accredited lab within 15 days and quarterly basis.
11. The industry shall ensure to comply the conditions mentioned in NOC issued by UP Ground Water Department for abstraction of ground water.
12. The industry shall ensure to install the roof top rain water harvesting (RWH) system within the premises.
13. The industry shall install the piezometers to check the water table and maintain a logbook.

14. The industry shall install a separate electric meter for ETP.
15. The industry shall install PTZ web camera at ETP and its outlet and provide its URL ID and password to the Board.
16. The online monitoring system shall be maintained and calibrated periodically and properly.
17. The industry shall operate and maintain the Air Pollution Control System (i.e. bag filters) efficiently and continuously so that parameters achieved the prescribed emission standards.
18. The ash generated from the Thermic Fluid Heaters shall be sprinkled upon with water and disposed of safely.
19. Air monitoring report conducted by any NABL accredited lab should be submitted quarterly.
20. The unit shall ensure the ambient air quality should be achieved as per prescribed standards.
21. The PP shall ensure to operate and maintain the DG sets of capacity 3X1500 KVA and 250 KVA with acoustic enclosure and stacks as per prescribed norms.
22. On-Site Disaster Management plan must be submitted to the Board to prevent any disaster from Storage of Hazardous chemicals within the industrial premises and must NOCs from relevant departments for storage of such chemicals.
23. The industry shall comply with the provisions of Environment (Protection) Amendment, Rules 2018 notified by MoEF&CC by Notification no 49 Dt. 25-01-2018, Environment (Protection) Act 1986, Water (Prevention and Control of Pollution) Act, 1974 as amended, Air (Prevention and Control of Pollution) Act, 1981 as amended, Plastic Waste Management Rules 2016, E- Waste (Management) Rules 2016, Solid Waste Management Rules 2016 & Hazardous and other Waste (Management and Transboundary Movement) Rules 2016 (Whichever is applicable).
24. If closure order is issued by CPCB or UPPCB against the unit, then CTO will remain suspended during the closure period. After ensuring the compliance and after revocation of the closure order, the CTO will automatically be effective from the date of issuance of the closure revocation order with additional conditions mentioned in the closure revocation order.

**Chief Environmental Officer,
Circle-5, UPPCB.**

Copy to:

Regional Officer, UPPCB, Unnao.

**Chief Environmental Officer,
Circle-5, UPPCB.**



मिशन LIFE - पर्यावरण के लिए जीवन शैली (Lifestyle For Environment) जनसहभागिता का सन्देश



- स्वच्छता – देशसेवा में अपने परिवेश की स्वच्छता हेतु अपना सक्रिय योगदान सुनिश्चित करें
- संकल्प लें -एकल उपयोग प्लास्टिक उत्पाद जैसे कप, तश्तरी, चम्मच, स्ट्रॉ, ईयरबड्स आदि का उपयोग न हो एवं पर्यावरण अनुकूल विकल्पों जैसे कागज/पत्तों से बने दोने या कटलरी को प्राथमिकता दी जाय ।
- एकल उपयोग प्लास्टिक उत्पाद के प्रयोग को रोकने एवं प्लास्टिक बैग के बजाय कपड़े के थैले का उपयोग करने मात्र से 375 मिलियन टन ठोस (प्लास्टिक) कचरे का उत्सर्जन बचाया जा सकता है
- चक्रीय अर्थव्यवस्था (सर्कुलर इकोनॉमी) का समुचित कार्यान्वयन वर्ष 2030 तक लगभग 14 लाख करोड़ रुपये की अतिरिक्त वचत उत्पन्न कर सकता है। वेस्ट /अपशिष्ट फेंकने के पूर्व सोचें, ये किसी का संसाधन तो नहीं ...?
- अनुपयोगी इलेक्ट्रिक / इलेक्ट्रॉनिक उत्पाद को कचरे में फेंकने से रुकें। इसके उपयुक्त निस्तारण हेतु इसे प्राधिकृत ई – वेस्ट रीसाइकलर को दें। प्राधिकृत ई-रीसाइकिलिंग इकाई में अनुपयोगी इलेक्ट्रिक / इलेक्ट्रॉनिक उत्पाद को देने मात्र से 0.75 मिलियन टन तक ई-कचरे का पुनर्चक्रण किया जा सकता है एवं ई-कचरे के विषम पर्यावरणीय दुष्प्रभाव से बचा जा सकता है
- बाहर जाते समय - सोचें कि क्या आपको वास्तव में परिवहन की आवश्यकता है - वह भी क्या व्यक्तिगत रूप से ? छोटी दूरी के लिए पैदल चलना पसंद करें, अथवा सम्भव हो तो कार पूल के रूप में संसाधन को साझा करें अथवा सार्वजनिक परिवहन पर विचार करें
- घरेलू स्तर पर कम से कम ठोस अपशिष्ट का उत्सर्जन करें और इनका प्रथाक्रीकरण करें
- उपयोगी शेष खाद्य सामग्री आपके स्वयं प्रयास अथवा निकटस्थ सक्रिय स्वयं सेवी संस्थाओं की सहायता से समाज के वंचित वर्ग तक पहुंचाई जा सकती है। वहीं अनुपयोगी भोजन /खाद्य सामग्री को कंपोस्ट (वर्मी कम्पोस्ट) करने से 15 अरब टन भोजन को नष्ट होने से बचाया जा सकता है
- ध्यान रखें - उपयुक्त नल और शावर के उपयोग से पानी की खपत को 30 - 40% तक कम किया जा सकता है। एवं उपयोग में न होने पर नलों को बंद रखने मात्र से 9 ट्रिलियन लीटर पानी बचाया जा सकता है
- ट्रैफिक लाइट/रेलवे क्रॉसिंग पर कार/स्कूटर के इंजन बंद करने मात्र से 22.5 बिलियन kWh तक ऊर्जा की बचत हो सकती है
- परम्परागत बल्ब के स्थान पर CFL का उपयोग बिजली की खपत में प्रभावी कमी लाते हैं। उपयोग में न होने पर बिजली उपकरणों को बंद करें। स्टार रेटेड विद्युत उपकरणों के उपयोग को प्राथमिकता दें

हमारे द्वारा अपनी जीवन शैली की प्राथमिकताओं का उचित और पर्यावरण अनुकूल पुनर्निर्धारण समाज और पर्यावरण के प्रति हमारा दायित्व है।



Interstellar Testing Centre Pvt. Ltd.

(A Group Company of Qualitek Labs Limited)

Plot No. 86, Industrial Area, Phase-1, Panchkula-134109 (Haryana)
0172-2561543 ✉ customersupport@itclabs.com 🌐 www.itclabs.com



TC-14896

ORIGINAL
Page 1 of 2

TEST REPORT

Report No. : TR01EN-2503291824
ULR No. : TC1489625000008315F

Issued To :

Berger Paints India Limited

Plot No.B4 & B5, Phase-1, UPSIDC, Sandila, Distt. Hardoi
Sandila, 241204
Uttar Pradesh, India

Sample Registration No. : SR01EN-2503211007

Sample Name : Ambient Air

Sample Condition : Good

Sample Details (if any)

Sample Quantity : 2 FP, 2x30ml, 2x10ml

Packaging Mode : Packed in poly pack & in vials

Batch No./QR Code : Date of Sampling: 11.03.2025, Location: Jamsara Village Side

Date of Manufacture : NA

Sample Submission Type : Sampled by Lab Rep /Deosen Tiwari

Customer Reference : FDS/11/03/2025

Any Other Information : Date of Sampling: 11.03.2025, Location: Jamsara Village Side

Test Report as per : NAAQS 2009

Received On : 21-03-2025

Commenced On : 21-03-2025

Completed On : 28-03-2025

Date of Report : 29-03-2025

Grade : NA

Date of Expiry : NA

S. No. Sampling Information:

- | | | |
|-----|-------------------------------------|---------------------------------|
| (a) | Purpose of Monitoring | : To assess the pollution level |
| (b) | Location of Sampling Point | : Jamsara Village Side |
| (c) | Date of Monitoring | : 11-03-2025 |
| (d) | Duration of Monitoring , minutes | : 1440 |
| (e) | Avg. Flow Rate of Sampling , m3/min | : 1.26 |
| (f) | Volume of air sampled , m3 | : 1814.40 |
| (g) | Avg. Ambient Temperature , °C | : 30 |
| (h) | Time of Monitoring | : 10:00 hrs |

Description: Ambient Air Quality Monitoring

S. No.	Parameter	Measuring Unit	Instrument	Method	Result	Specification
Discipline : Chemical						
Group : Atmospheric Pollution						
(I)	Ambient Air Quality Parameters(Time weighted Avg- 24 Hours)					
1	Sulphur Dioxide(SO ₂)	µg/m ³	UV-Spectrophotometer	IS: 5182 (P-2): 2017	12	80 Max
2	Nitrogen Dioxide(NO ₂)	µg/m ³	UV-Spectrophotometer	IS: 5182 (P-6): 2017	23	80 Max
3	Particulate Matter (PM ₁₀)	µg/m ³	Gravimetric	IS: 5182 (P-23): 2017	90	100 Max
4	Particulate matter (PM 2.5)	µg/m ³	Gravimetric	IS: 5182 (P-24)-	46	60 Max

Authorised by
Name : Vikrant Saini
Discipline : Chemical
Date : 29/03/2025

Disclaimer :

- The test result related only to the items tested.
- The test report shall not be reproduced in full or part without the written approval of ITC Labs, Chennai.
- The test items shall not be retained more than 15 days from the date of issue of test report except in the case as required by the regulatory bodies and Customers.



TEST REPORT

Report No. : TR01EN-2503291824

ULR No. : TC1489625000008315F

				2019		
5	Lead(As Pb)	µg/m ³	ICPOES	STP/ITC/EW/002	BLQ(LOQ:0.1)	1.0 Max
6	Ammonia(NH ₃)	µg/m ³	UV-Spectrophotometer	IS: 5182 (P-25): 2018	BLQ(LOQ:20)	400 Max
(II) Ambient Air Quality Parameters(Time weighted Avg- 8 Hours)						
1	Ozone(O ₃)	µg/m ³	UV-Spectrophotometer	IS: 5182 (P-9): 2019	BLQ(LOQ:20)	100 Max.
2	Carbon Monoxide(CO)	mg/m ³	GC	IS: 5182 (P-10): 2019	1.4	2 Max.
(III) Ambient Air Quality Parameters(Time weighted Avg- Annual*)						
1	Benzene(C ₆ H ₆)	µg/m ³	GC	IS: 5182 (P-11): 2017	BLQ(LOQ:1.0)	5 Max
2	Benzo(a) Pyrene Particulate Phase only	ng/m ³	GCMSMS	IS: 5182 (P-12): 2019	BLQ(LOQ:0.5)	1 Max
3	Arsenic(as As)	ng/m ³	ICPOES	STP/ITC/EW/002	BLQ(LOQ:1.0)	6 Max.
4	Nickel(As Ni)	ng/m ³	ICPOES	STP/ITC/EW/002	BLQ(LOQ:1.0)	20 Max.

NOTE : NA- Not Applicable, BLQ- Below limit of Quantification, LOQ- Limit of Quantification, Requirement as per NAAQS 2009. Sampling Procedure: SOP/ITC/EW/056. Sample Collected by lab rep. on 11-03-2025.

REMARKS : *Annual arithmetic mean of minimum 104 measurements in a year at a particular site taken twice a week 24 hourly at uniform intervals

*****End of Report*****

Authorised by
Name : Vikrant Saini
Discipline : Chemical
Date : 29/03/2025

Disclaimer :

- The test result related only to the items tested.
- The test report shall not be reproduced in full or part without the written approval of ITC Labs, Chennai.
- The test items shall not be retained more than 15 days from the date of issue of test report except in the case as required by the regulatory bodies and Customers.



Interstellar Testing Centre Pvt. Ltd.

(A Group Company of Qualitek Labs Limited)

Plot No. 86, Industrial Area, Phase-1, Panchkula-134109 (Haryana)
0172-2561543 ✉ customersupport@itclabs.com 🌐 www.itclabs.com



TEST REPORT

Report No. : TR01EN-2503291821
ULR No. : TC1489625000008312F

ORIGINAL
Page 1 of 2

Issued To :

Berger Paints India Limited

Plot No.B4 & B5, Phase-1, UPSIDC, Sandila, Distt. Hardoi
Sandila, 241204
Uttar Pradesh, India

Sample Registration No. : SR01EN-2503211004

Sample Name : Ambient Air

Sample Condition : Good

Sample Details (if any)

Sample Quantity : 2 FP, 2x30ml, 2x10ml

Packaging Mode : Packed in poly pack & in vials

Batch No./QR Code : Date of Sampling: 11.03.2025, Location: Near FG/WBC Side

Date of Manufacture : NA

Sample Submission Type : Sampled by Lab Rep /Deosen Tiwari

Customer Reference : FDS/11/03/2025

Any Other Information : Date of Sampling: 11.03.2025, Location: Near FG/WBC Side

Test Report as per : NAAQS 2009

Received On : 21-03-2025

Commenced On : 21-03-2025

Completed On : 28-03-2025

Date of Report : 29-03-2025

Grade : NA

Date of Expiry : NA

S. No. Sampling Information:

- | | | |
|-----|-------------------------------------|---------------------------------|
| (a) | Purpose of Monitoring | : To assess the pollution level |
| (b) | Location of Sampling Point | : Near FG/WBC Side |
| (c) | Date of Monitoring | : 11-03-2025 |
| (d) | Duration of Monitoring , minutes | : 1440 |
| (e) | Avg. Flow Rate of Sampling , m3/min | : 1.26 |
| (f) | Volume of air sampled , m3 | : 1814.40 |
| (g) | Avg. Ambient Temperature , °C | : 30 |
| (h) | Time of Monitoring | : 10:38 hrs |

Description: Ambient Air Quality Monitoring

S. No.	Parameter	Measuring Unit	Instrument	Method	Result	Specification
Discipline : Chemical						
Group : Atmospheric Pollution						
(I)	Ambient Air Quality Parameters(Time weighted Avg- 24 Hours)					
1	Sulphur Dioxide(SO ₂)	µg/m ³	UV-Spectrophotometer	IS: 5182 (P-2): 2017	10	80 Max
2	Nitrogen Dioxide(NO ₂)	µg/m ³	UV-Spectrophotometer	IS: 5182 (P-6): 2017	14	80 Max
3	Particulate Matter (PM ₁₀)	µg/m ³	Gravimetric	IS: 5182 (P-23): 2017	73	100 Max
4	Particulate matter (PM _{2.5})	µg/m ³	Gravimetric	IS: 5182 (P-24)-	43	60 Max

Authorised by
Name : Vikrant Saini
Discipline : Chemical
Date : 29/03/2025

Disclaimer :

- The test result related only to the items tested.
- The test report shall not be reproduced in full or part without the written approval of ITC Labs, Chennai.
- The test items shall not be retained more than 15 days from the date of issue of test report except in the case as required by the regulatory bodies and Customers.



TEST REPORT

Report No. : TR01EN-2503291821

ULR No. : TC1489625000008312F

				2019		
5	Lead(As Pb)	µg/m ³	ICPOES	STP/ITC/EW/002	BLQ(LOQ:0.1)	1.0 Max
6	Ammonia(NH ₃)	µg/m ³	UV-Spectrophotometer	IS: 5182 (P-25): 2018	27	400 Max
(II) Ambient Air Quality Parameters(Time weighted Avg- 8 Hours)						
1	Ozone(O ₃)	µg/m ³	UV-Spectrophotometer	IS: 5182 (P-9): 2019	23	100 Max.
2	Carbon Monoxide(CO)	mg/m ³	GC	IS: 5182 (P-10): 2019	1.3	2 Max.
(III) Ambient Air Quality Parameters(Time weighted Avg- Annual*)						
1	Benzene(C ₆ H ₆)	µg/m ³	GC	IS: 5182 (P-11): 2017	BLQ(LOQ:1.0)	5 Max
2	Benzo(a) Pyrene Particulate Phase only	ng/m ³	GCMSMS	IS: 5182 (P-12): 2019	BLQ(LOQ:0.5)	1 Max
3	Arsenic(as As)	ng/m ³	ICPOES	STP/ITC/EW/002	BLQ(LOQ:1.0)	6 Max.
4	Nickel(As Ni)	ng/m ³	ICPOES	STP/ITC/EW/002	BLQ(LOQ:1.0)	20 Max.

NOTE : NA- Not Applicable, BLQ- Below limit of Quantification, LOQ- Limit of Quantification, Requirement as per NAAQS 2009. Sampling Procedure: SOP/ITC/EW/056. Sample Collected by lab rep. on 11-03-2025.

REMARKS : *Annual arithmetic mean of minimum 104 measurements in a year at a particular site taken twice a week 24 hourly at uniform intervals

*****End of Report*****

Authorised by
Name : Vikrant Saini
Discipline : Chemical
Date : 29/03/2025

Disclaimer :

- The test result related only to the items tested.
- The test report shall not be reproduced in full or part without the written approval of ITC Labs, Chennai.
- The test items shall not be retained more than 15 days from the date of issue of test report except in the case as required by the regulatory bodies and Customers.



Interstellar Testing Centre Pvt. Ltd.

(A Group Company of Qualitek Labs Limited)

Plot No. 86, Industrial Area, Phase-1, Panchkula-134109 (Haryana)
0172-2561543 customersupport@itclabs.com www.itclabs.com



TEST REPORT

Report No. : TR01EN-2503291822
ULR No. : TC1489625000008313F

Issued To :

Berger Paints India Limited

Plot No.B4 & B5, Phase-1, UPSIDC, Sandila, Distt. Hardoi
Sandila, 241204
Uttar Pradesh, India

Sample Registration No. : SR01EN-2503211005

Sample Name : Ambient Air

Sample Condition : Good

Sample Details (if any)

Sample Quantity : 2 FP, 2x30ml, 2x10ml

Packaging Mode : Packed in poly pack & in vials

Batch No./QR Code : Date of Sampling: 11.03.2025, Location: Som Village Side

Date of Manufacture : NA

Sample Submission Type : Sampled by Lab Rep /Deosen Tiwari

Customer Reference : FDS/11/03/2025

Any Other Information : Date of Sampling: 11.03.2025, Location: Som Village Side

Test Report as per : NAAQS 2009

Received On : 21-03-2025

Commenced On : 21-03-2025

Completed On : 28-03-2025

Date of Report : 29-03-2025

Grade : NA

Date of Expiry : NA

S. No. Sampling Information:

- | | | |
|-----|-------------------------------------|---------------------------------|
| (a) | Purpose of Monitoring | : To assess the pollution level |
| (b) | Location of Sampling Point | : Som Village Side |
| (c) | Date of Monitoring | : 11-03-2025 |
| (d) | Duration of Monitoring , minutes | : 1440 |
| (e) | Avg. Flow Rate of Sampling , m3/min | : 1.24 |
| (f) | Volume of air sampled , m3 | : 1785.60 |
| (g) | Avg. Ambient Temperature , °C | : 30 |
| (h) | Time of Monitoring | : 10:15 hrs |

Description: Ambient Air Quality Monitoring

S. No.	Parameter	Measuring Unit	Instrument	Method	Result	Specification
Discipline : Chemical						
Group : Atmospheric Pollution						
(I)	Ambient Air Quality Parameters(Time weighted Avg- 24 Hours)					
1	Sulphur Dioxide(SO2)	µg/m3	UV-Spectrophotometer	IS: 5182 (P-2): 2017	11	80 Max
2	Nitrogen Dioxide(NO2)	µg/m3	UV-Spectrophotometer	IS: 5182 (P-6): 2017	13	80 Max
3	Particulate Matter (PM10)	µg/m3	Gravimetric	IS: 5182 (P-23): 2017	89	100 Max
4	Particulate matter (PM 2.5)	µg/m3	Gravimetric	IS: 5182 (P-24)-	49	60 Max

Authorised by
Name : Vikrant Saini
Discipline : Chemical
Date : 29/03/2025

Disclaimer :

- The test result related only to the items tested.
- The test report shall not be reproduced in full or part without the written approval of ITC Labs, Chennai.
- The test items shall not be retained more than 15 days from the date of issue of test report except in the case as required by the regulatory bodies and Customers.



TEST REPORT

Report No. : TR01EN-2503291822

ULR No. : TC1489625000008313F

				2019		
5	Lead(As Pb)	µg/m ³	ICPOES	STP/ITC/EW/002	BLQ(LOQ:0.1)	1.0 Max
6	Ammonia(NH ₃)	µg/m ³	UV-Spectrophotometer	IS: 5182 (P-25): 2018	26	400 Max
(II) Ambient Air Quality Parameters(Time weighted Avg- 8 Hours)						
1	Ozone(O ₃)	µg/m ³	UV-Spectrophotometer	IS: 5182 (P-9): 2019	22	100 Max.
2	Carbon Monoxide(CO)	mg/m ³	GC	IS: 5182 (P-10): 2019	1.4	2 Max.
(III) Ambient Air Quality Parameters(Time weighted Avg- Annual*)						
1	Benzene(C ₆ H ₆)	µg/m ³	GC	IS: 5182 (P-11): 2017	BLQ(LOQ:1.0)	5 Max
2	Benzo(a) Pyrene Particulate Phase only	ng/m ³	GCMSMS	IS: 5182 (P-12): 2019	BLQ(LOQ:0.5)	1 Max
3	Arsenic(as As)	ng/m ³	ICPOES	STP/ITC/EW/002	BLQ(LOQ:1.0)	6 Max.
4	Nickel(As Ni)	ng/m ³	ICPOES	STP/ITC/EW/002	BLQ(LOQ:1.0)	20 Max.

NOTE : NA- Not Applicable, BLQ- Below limit of Quantification, LOQ- Limit of Quantification, Requirement as per NAAQS 2009. Sampling Procedure: SOP/ITC/EW/056. Sample Collected by lab rep. on 11-03-2025.

REMARKS : *Annual arithmetic mean of minimum 104 measurements in a year at a particular site taken twice a week 24 hourly at uniform intervals

*****End of Report*****

Authorised by
Name : Vikrant Saini
Discipline : Chemical
Date : 29/03/2025

Disclaimer :

- The test result related only to the items tested.
- The test report shall not be reproduced in full or part without the written approval of ITC Labs, Chennai.
- The test items shall not be retained more than 15 days from the date of issue of test report except in the case as required by the regulatory bodies and Customers.



TEST REPORT

Report No. : TR01EN-2503291823

ULR No. : TC1489625000008314F

Issued To :

Berger Paints India Limited

Plot No.B4 & B5, Phase-1, UPSIDC, Sandila, Distt. Hardoi

Sandila, 241204

Uttar Pradesh, India

Sample Registration No. : SR01EN-2503211006

Sample Name : Ambient Air

Sample Condition : Good

Sample Details (if any)

Sample Quantity : 2 FP, 2x30ml, 2x10ml

Packaging Mode : Packed in poly pack & in vials

Batch No./QR Code : Date of Sampling: 11.03.2025, Location: Umartalli
Village Side

Date of Manufacture : NA

Sample Submission Type : Sampled by Lab Rep /Deosen Tiwari

Customer Reference : FDS/11/03/2025

Any Other Information : Date of Sampling: 11.03.2025, Location: Umartalli Village Side

Test Report as per : NAAQS 2009

Received On : 21-03-2025

Commenced On : 21-03-2025

Completed On : 28-03-2025

Date of Report : 29-03-2025

Grade : NA

Date of Expiry : NA

S. No. Sampling Information:

- | | | |
|-----|-------------------------------------|---------------------------------|
| (a) | Purpose of Monitoring | : To assess the pollution level |
| (b) | Location of Sampling Point | : Umartalli Village Side |
| (c) | Date of Monitoring | : 11-03-2025 |
| (d) | Duration of Monitoring , minutes | : 1440 |
| (e) | Avg. Flow Rate of Sampling , m3/min | : 1.26 |
| (f) | Volume of air sampled , m3 | : 1814.40 |
| (g) | Avg. Ambient Temperature , °C | : 30 |
| (h) | Time of Monitoring | : 10:30 hrs |

Description: Ambient Air Quality Monitoring

S. No.	Parameter	Measuring Unit	Instrument	Method	Result	Specification
Discipline : Chemical						
Group : Atmospheric Pollution						
(I) Ambient Air Quality Parameters(Time weighted Avg- 24 Hours)						
1	Sulphur Dioxide(SO ₂)	µg/m ³	UV-Spectrophotometer	IS: 5182 (P-2): 2017	6	80 Max
2	Nitrogen Dioxide(NO ₂)	µg/m ³	UV-Spectrophotometer	IS: 5182 (P-6): 2017	13	80 Max
3	Particulate Matter (PM ₁₀)	µg/m ³	Gravimetric	IS: 5182 (P-23): 2017	90	100 Max
4	Particulate matter (PM _{2.5})	µg/m ³	Gravimetric	IS: 5182 (P-24)-	52	60 Max

Authorised by
Name : Vikrant Saini
Discipline : Chemical
Date : 29/03/2025

Disclaimer :

- The test result related only to the items tested.
- The test report shall not be reproduced in full or part without the written approval of ITC Labs, Chennai.
- The test items shall not be retained more than 15 days from the date of issue of test report except in the case as required by the regulatory bodies and Customers.



TEST REPORT

Report No. : TR01EN-2503291823

ULR No. : TC1489625000008314F

				2019		
5	Lead(As Pb)	µg/m ³	ICPOES	STP/ITC/EW/002	BLQ(LOQ:0.1)	1.0 Max
6	Ammonia(NH ₃)	µg/m ³	UV-Spectrophotometer	IS: 5182 (P-25): 2018	27	400 Max
(II) Ambient Air Quality Parameters(Time weighted Avg- 8 Hours)						
1	Ozone(O ₃)	µg/m ³	UV-Spectrophotometer	IS: 5182 (P-9): 2019	25	100 Max.
2	Carbon Monoxide(CO)	mg/m ³	GC	IS: 5182 (P-10): 2019	1.2	2 Max.
(III) Ambient Air Quality Parameters(Time weighted Avg- Annual*)						
1	Benzene(C ₆ H ₆)	µg/m ³	GC	IS: 5182 (P-11): 2017	BLQ(LOQ:1.0)	5 Max
2	Benzo(a) Pyrene Particulate Phase only	ng/m ³	GCMSMS	IS: 5182 (P-12): 2019	BLQ(LOQ:0.5)	1 Max
3	Arsenic(as As)	ng/m ³	ICPOES	STP/ITC/EW/002	BLQ(LOQ:1.0)	6 Max.
4	Nickel(As Ni)	ng/m ³	ICPOES	STP/ITC/EW/002	BLQ(LOQ:1.0)	20 Max.

NOTE : NA- Not Applicable, BLQ- Below limit of Quantification, LOQ- Limit of Quantification, Requirement as per NAAQS 2009. Sampling Procedure: SOP/ITC/EW/056. Sample Collected by lab rep. on 11-03-2025.

REMARKS : *Annual arithmetic mean of minimum 104 measurements in a year at a particular site taken twice a week 24 hourly at uniform intervals

*****End of Report*****

Authorised by
Name : Vikrant Saini
Discipline : Chemical
Date : 29/03/2025

Disclaimer :

- The test result related only to the items tested.
- The test report shall not be reproduced in full or part without the written approval of ITC Labs, Chennai.
- The test items shall not be retained more than 15 days from the date of issue of test report except in the case as required by the regulatory bodies and Customers.



GROUND WATER DEPARTMENT

(Namami Gange & Rural Water Supply Department)

Ministry of Jal Shakti

Government of Uttar Pradesh

Form 8 (C)

[See Rule 8(1)]

AUTHORIZATION/ NO-OBJECTION CERTIFICATE FOR SINKING OF NEW / EXISTING WELL FOR INDUSTRIAL/ COMMERCIAL/ INFRASTRUCTURAL OR BULK USER OF GROUND WATER

[Under Section 14 of the Uttar Pradesh Ground Water Management and Regulation Act, 2019.]

AUTHORIZATION/ NO-OBJECTION CERTIFICATE NO: NOC049226

VALID FROM 30/12/2021 TO 29/12/2026

{UIS10(1) of the Uttar Pradesh Ground Water Management and Regulation Act, 2019}

Registration No.: 202111000435			
Name of the Owner	MUKHTAR NAQI		
Designation पद	REGIONAL COMMERCIAL MANAGER	Company Name कंपनी का नाम	BERGER PAINTS INDIA LIMITED
Company Address कंपनी का पता	P.N- B4,B5 UPSIDC INDS, AREA, SANDILA, HARDOI, U.P	Authorization Letter प्राधिकार पत्र	Download
Address of the Applicant	Berger Paints India Limited , B-22 , Sector-B , Aliganj , Lucknow	Application Form Serial No.	HRDO1121NIN0026
Date of Submission	25/11/2021	Specimen Signature	
Location Particulars			
District	Hardoi	Block	SANDILA
Plot No./Khasra No.	B4 & B5	Municipality/Corporation	No
Ward No./Holding No.			N/A
Particular of the Proposed Well and Pumping Device			
Date of Construction/Sinking of the Well	04/02/2022		
Type of Well	Tube Well/Boring	Depth of the Well (In meter)	175.00
Purpose of well	Industrial	Assembly Size(For Tube Well)	
Strainer Position (For Tube Well)			
Type of Pump Used	Submersible	H.P. of the Pump	30.00
Operational Device	Electric Motor	Rate of Withdrawal (m³/hr.)	60.00
Date of Energization (In Case of Electric Pump)		04/02/2022	
Maximum Allowable Rate of Withdrawal (m³/hr.):	60.00	Maximum Allowable Running Hours Per Day:	7.00

Maximum Allowable Annual Extraction of Ground Water:

130200

This No-Objection certificate authorizes the owner applicant (user) to sink a well in the location specified at Sl. (2) for extraction of ground water at a rate not exceeding that as shown at Sl. (3j), for Running Hours per day as shown at Sl. (3k), and for maximum allowable annual extraction of ground water as shown at Sl. (3k) and is valid subject to the observance of the conditions stated overleaf.

GENERAL CONDITIONS:

- In case of any change of ownership of the proposed well, fresh authorization has to be obtained.
- No change of location, design, rate of withdrawal and pumping device in respect of the proposed well as indicated at SL (2) and (3) of this certificate shall be made without prior permission of the Competent Authority. Any deviation in this regard shall lead to cancellation of this authorization
- For the purpose of measuring and recording the quantity of ground water extracted, every said user shall affix digital water flow meters (conforming to BIS/ IS standards) having telemetry system in the abstraction structure, which record rate and quantum of extraction, at outlet of pumping devices and it shall be presumed that the quantity recorded by the meter has been extracted by the said user, until the contrary is proved. The rate of extraction of ground water from the well as shown in item 3(k) shall not exceed to the recorded rate from water meters
- The concerned Authority reserves the right to stop extraction of ground water from the well due to quality hazards or any other reasons, if the situation so demands
- In case of any change of ownership of the existing well, fresh registration has to be obtained.
- No change of location, design, rate of withdrawal and pumping device in respect of the existing well as indicated at Sl. (2) and (3) of this certificate shall be made without prior permission of the Competent Authority. Any deviation in this regard shall lead to cancellation of this registration
- In case, any of the particulars I information furnished by the applicant in his application for issuance of this registration is found to be incorrect during verification at any subsequent stage , this registration is liable for cancellation.
- The Certificate of Authorization/ NOC shall be valid for a period of five years from the date of issue. The applicant shall have to apply for renewal through a fresh application, at least ninety days prior to expiry of its validity.
- Construction of piezometers and installation of digital water level recorders with telemetry shall be mandatory for user. Depth and zone tapped of piezometer should be commensurate with that of the pumping well. The data, obtained from digital water level recorders shall be made available to this office on monthly basis
- **Guidelines for Installation of Piezometers and their Monitoring**

Piezometer is a borewell /tubewell used only for measuring the water level by lowering the tape/ sounder or automatic water level measuring equipment. It is also used to take water sample for water quality testing when ever needed. General guidelines for installation of piezometers are as follows:

- The piezometer is to be installed/constructed at the minimum of 50 m distance from the pumping well through which ground water is being withdrawn. The diameter of the piezometer should be about 4" to 6".
- The depth of the piezometer should be same as is case of the pumping well from which ground water is being abstracted. If, more than one piezometers are installed the second piezometer should monitor the shallow ground water regime. It will facilitate shallow as well as deeper ground water aquifer monitoring.
- No. of piezometers to be constructed & Type of water level monitoring mechanism shall be as per below table:

S.No	Quantum of Ground water withdrawal (cum/day)	No.of piezometers required	Monitiring Mechanism	
			Manual	DWLR with Telemetry
1	< 10	0	0	0
2	11 - 50	1	1	0
3	50- 500	1	0	1
4	> 500	2	0	2

- The measuring frequency should be monthly and accuracy of measurement should be up to cm. the reported measurement should be given in meter upto two decimal.
- For measurement of water level sounder or automatic water level recorder (AWLR)/ Digital Automatic water level recorder (DWLR) with telemetry system should be used for accuracy.
- The measurement of water level in piezometer should be taken, only after the pumping from the surrounding tube wells has been stopped for about four to six hours.
- All the details regarding coordinates, reduced level (with respect to mean level), depth, zone taped and assembly lowered should be provided for bringing the piezometer into the Hydrograph Monitoring System for Ground Water Department, Uttar Pradesh, and for its validation.
- The ground water quality has to be monitored twice in a year during pre-monsoon (May/June) and post-monsoon (October/November) periods. Quality may be got analyzed from NABL approved lab. Besides, one sample (1 lt capacity bottle) to the concerned Director, Ground Water Department, Uttar Pradesh, for chemical analysis.
- A Permanent display board should be installed at piezometer/Tube wells site for providing the location, piezometer/ tube well number, depth and zone tapped of piezometer/tube well for standard referencing and identification.

- Any other site specific requirement regarding safety and access for measurement may be taken care of.
- Any other condition(s) that may be imposed by the concerned Authority.
- In case, any of the particulars I information furnished by the applicant in his application for issuance of this permit is found to be incorrect during verification at any subsequent stage, this permit is liable for cancellation.
-
- **SPECIFIC CONDITIONS:**
- **(A) For Industrial User:** No Objection Certificate for ground water extraction by industries shall be granted subject to the following specific conditions:
 - i) No Objection Certificate shall be granted only in such cases where local government water supply agencies are not able to supply the desired quantity of water.
 - ii) All industries shall be required to adopt latest water efficient technologies so as to reduce dependence on ground water resources.
 - iii) All industries abstracting ground water in excess of 100 m³/d shall be required to undertake annual water audit through Confederation of Indian Industries (CII)/ Federation Indian Chamber of Commerce and Industry (FICCI)/ National Productivity Council (NPC) certified auditors and submit audit reports within three months of completion of the same to Ground Water Department Uttar Pradesh. All such industries shall be required to reduce their ground water use by at least 20% over the next five years through appropriate means.
 - iv) Construction of observation well(s) (piezometer)(s) within the premises and installation of appropriate water level monitoring mechanism as mentioned in General Condition no.10 shall be mandatory for industries drawing/ proposing to draw more than 10 m³ /day of ground water and. Monitoring of water level shall be done by the project proponent. The piezometer (observation well) shall be constructed at a minimum distance of 50 m from the bore well/production well. Depth and aquifer zone tapped in the piezometer shall be the same as that of the pumping well/ wells. Monthly water level data shall be submitted online to the Ground Water Department, UP.
 - v) The proponent shall be required to adopt roof top rain water harvesting/ recharge in the project premises. Industries which are likely to pollute ground water (chemical, pharmaceutical, dyes, pigments, paints, textiles, tannery, pesticides/ insecticides, fertilizers, slaughter house, explosives etc.) shall store the harvested rain water in surface storage tanks for use in the industry.
 - vi) Injection of treated/ untreated waste water into aquifer system is strictly prohibited.
 - vii) Industries which are likely to cause ground water pollution e.g. Tanning, Slaughter Houses, Dye, Chemical/ Petrochemical, Coal washeries, other hazardous units etc. (as per CPCB list) need to undertake necessary well head protection measures to ensure prevention of ground water pollution.
-
- **(B) Infrastructural User:** The No Objection Certificate for ground water abstraction will be granted subject to the following specific conditions:
 - i) In case of infrastructure projects that require dewatering, proponent shall be required to carry out regular monitoring of dewatering discharge rate (using a digital water flow meter) and submit the data online to Ground Water Department, UP as applicable. Monitoring records and results should be retained by the proponent for two years, for inspection or reporting as required by District Ground Water Management Council.
 - ii) Installation of Sewage Treatment Plants (STP) shall be mandatory for new projects, where ground water requirement is more than 20 m³ /day. The water from STP shall be utilized for toilet flushing, car washing, gardening etc

Date :**12/01/2022**

Place:**Hardoi**

This certificate is electronically generated and does not require digital signature



GROUND WATER DEPARTMENT

(Namami Gange & Rural Water Supply Department)

Ministry of Jal Shakti
Government of Uttar Pradesh

Form 8 (C)

[See Rule 8(1)]

AUTHORIZATION/ NO-OBJECTION CERTIFICATE FOR SINKING OF NEW / EXISTING WELL FOR INDUSTRIAL/ COMMERCIAL/ INFRASTRUCTURAL OR BULK USER OF GROUND WATER

[Under Section 14 of the Uttar Pradesh Ground Water Management and Regulation Act, 2019.]

AUTHORIZATION/ NO-OBJECTION CERTIFICATE NO: NOC015864

VALID FROM 30/12/2021 TO 29/12/2026

{UIS10(1) of the Uttar Pradesh Ground Water Management and Regulation Act, 2019}

Registration No.: 202111000468			
Name of the Owner	MUKHTAR NAQI		
Designation पद	REGIONAL COMMERCIAL MANAGER	Company Name कंपनी का नाम	BERGER PAINTS INDIA LIMITED
Company Address कंपनी का पता	P.N- B4,B5 UPSIDC INDS, AREA, SANDILA, HARDOI, U.P	Authorization Letter प्राधिकार पत्र	Download
Address of the Applicant	Berger Paints India Limited , B-22 , Sector-B , Aliganj , Lucknow	Application Form Serial No.	HRDO1121NIN0027
Date of Submission	26/11/2021	Specimen Signature	
Location Particulars			
District	Hardoi	Block	SANDILA
Plot No./Khasra No.	B4 & B5	Municipality/Corporation	No
Ward No./Holding No.			N/A
Particular of the Proposed Well and Pumping Device			
Date of Construction/Sinking of the Well	09/02/2022		
Type of Well	Tube Well/Boring	Depth of the Well (In meter)	175.00
Purpose of well	Industrial	Assembly Size(For Tube Well)	
Strainer Position (For Tube Well)			
Type of Pump Used	Submersible	H.P. of the Pump	30.00
Operational Device	Electric Motor	Rate of Withdrawal (m³/hr.)	60.00
Date of Energization (In Case of Electric Pump)		09/02/2022	
Maximum Allowable Rate of Withdrawal (m³/hr.):	60.00	Maximum Allowable Running Hours Per Day:	7.00

Maximum Allowable Annual Extraction of Ground Water:

130200

This No-Objection certificate authorizes the owner applicant (user) to sink a well in the location specified at Sl. (2) for extraction of ground water at a rate not exceeding that as shown at Sl. (3j), for Running Hours per day as shown at Sl. (3k), and for maximum allowable annual extraction of ground water as shown at Sl. (3k) and is valid subject to the observance of the conditions stated overleaf.

GENERAL CONDITIONS:

- In case of any change of ownership of the proposed well, fresh authorization has to be obtained.
- No change of location, design, rate of withdrawal and pumping device in respect of the proposed well as indicated at SL (2) and (3) of this certificate shall be made without prior permission of the Competent Authority. Any deviation in this regard shall lead to cancellation of this authorization
- For the purpose of measuring and recording the quantity of ground water extracted, every said user shall affix digital water flow meters (conforming to BIS/ IS standards) having telemetry system in the abstraction structure, which record rate and quantum of extraction, at outlet of pumping devices and it shall be presumed that the quantity recorded by the meter has been extracted by the said user, until the contrary is proved. The rate of extraction of ground water from the well as shown in item 3(k) shall not exceed to the recorded rate from water meters
- The concerned Authority reserves the right to stop extraction of ground water from the well due to quality hazards or any other reasons, if the situation so demands
- In case of any change of ownership of the existing well, fresh registration has to be obtained.
- No change of location, design, rate of withdrawal and pumping device in respect of the existing well as indicated at Sl. (2) and (3) of this certificate shall be made without prior permission of the Competent Authority. Any deviation in this regard shall lead to cancellation of this registration
- In case, any of the particulars / information furnished by the applicant in his application for issuance of this registration is found to be incorrect during verification at any subsequent stage, this registration is liable for cancellation.
- The Certificate of Authorization/ NOC shall be valid for a period of five years from the date of issue. The applicant shall have to apply for renewal through a fresh application, at least ninety days prior to expiry of its validity.
- Construction of piezometers and installation of digital water level recorders with telemetry shall be mandatory for user. Depth and zone tapped of piezometer should be commensurate with that of the pumping well. The data, obtained from digital water level recorders shall be made available to this office on monthly basis
- **Guidelines for Installation of Piezometers and their Monitoring**

Piezometer is a borewell /tubewell used only for measuring the water level by lowering the tape/ sounder or automatic water level measuring equipment. It is also used to take water sample for water quality testing when ever needed. General guidelines for installation of piezometers are as follows:

- The piezometer is to be installed/constructed at the minimum of 50 m distance from the pumping well through which ground water is being withdrawn. The diameter of the piezometer should be about 4" to 6".
- The depth of the piezometer should be same as is case of the pumping well from which ground water is being abstracted. If, more than one piezometers are installed the second piezometer should monitor the shallow ground water regime. It will facilitate shallow as well as deeper ground water aquifer monitoring.
- No. of piezometers to be constructed & Type of water level monitoring mechanism shall be as per below table:

S.No	Quantum of Ground water withdrawal (cum/day)	No.of piezometers required	Monitoring Mechanism	
			Manual	DWLR with Telemetry
1	< 10	0	0	0
2	11 - 50	1	1	0
3	50- 500	1	0	1
4	> 500	2	0	2

- The measuring frequency should be monthly and accuracy of measurement should be up to cm. the reported measurement should be given in meter upto two decimal.
- For measurement of water level sounder or automatic water level recorder (AWLR)/ Digital Automatic water level recorder (DWLR) with telemetry system should be used for accuracy.
- The measurement of water level in piezometer should be taken, only after the pumping from the surrounding tube wells has been stopped for about four to six hours.
- All the details regarding coordinates, reduced level (with respect to mean level), depth, zone tapped and assembly lowered should be provided for bringing the piezometer into the Hydrograph Monitoring System for Ground Water Department, Uttar Pradesh, and for its validation.
- The ground water quality has to be monitored twice in a year during pre-monsoon (May/June) and post-monsoon (October/November) periods. Quality may be got analyzed from NABL approved lab. Besides, one sample (1 lt capacity bottle) to the concerned Director, Ground Water Department, Uttar Pradesh, for chemical analysis.
- A Permanent display board should be installed at piezometer/Tube wells site for providing the location, piezometer/ tube well number, depth and zone tapped of piezometer/tube well for standard referencing and identification.

- Any other site specific requirement regarding safety and access for measurement may be taken care of.
- Any other condition(s) that may be imposed by the concerned Authority.
- In case, any of the particulars I information furnished by the applicant in his application for issuance of this permit is found to be incorrect during verification at any subsequent stage, this permit is liable for cancellation.
-
- **SPECIFIC CONDITIONS:**
- **(A) For Industrial User:** No Objection Certificate for ground water extraction by industries shall be granted subject to the following specific conditions:
 - i) No Objection Certificate shall be granted only in such cases where local government water supply agencies are not able to supply the desired quantity of water.
 - ii) All industries shall be required to adopt latest water efficient technologies so as to reduce dependence on ground water resources.
 - iii) All industries abstracting ground water in excess of 100 m³/d shall be required to undertake annual water audit through Confederation of Indian Industries (CII)/ Federation Indian Chamber of Commerce and Industry (FICCI)/ National Productivity Council (NPC) certified auditors and submit audit reports within three months of completion of the same to Ground Water Department Uttar Pradesh. All such industries shall be required to reduce their ground water use by at least 20% over the next five years through appropriate means.
 - iv) Construction of observation well(s) (piezometer)(s) within the premises and installation of appropriate water level monitoring mechanism as mentioned in General Condition no.10 shall be mandatory for industries drawing/ proposing to draw more than 10 m³ /day of ground water and. Monitoring of water level shall be done by the project proponent. The piezometer (observation well) shall be constructed at a minimum distance of 50 m from the bore well/production well. Depth and aquifer zone tapped in the piezometer shall be the same as that of the pumping well/ wells. Monthly water level data shall be submitted online to the Ground Water Department, UP.
 - v) The proponent shall be required to adopt roof top rain water harvesting/ recharge in the project premises. Industries which are likely to pollute ground water (chemical, pharmaceutical, dyes, pigments, paints, textiles, tannery, pesticides/ insecticides, fertilizers, slaughter house, explosives etc.) shall store the harvested rain water in surface storage tanks for use in the industry.
 - vi) Injection of treated/ untreated waste water into aquifer system is strictly prohibited.
 - vii) Industries which are likely to cause ground water pollution e.g. Tanning, Slaughter Houses, Dye, Chemical/ Petrochemical, Coal washeries, other hazardous units etc. (as per CPCB list) need to undertake necessary well head protection measures to ensure prevention of ground water pollution.
-
- **(B) Infrastructural User:** The No Objection Certificate for ground water abstraction will be granted subject to the following specific conditions:
 - i) In case of infrastructure projects that require dewatering, proponent shall be required to carry out regular monitoring of dewatering discharge rate (using a digital water flow meter) and submit the data online to Ground Water Department, UP as applicable. Monitoring records and results should be retained by the proponent for two years, for inspection or reporting as required by District Ground Water Management Council.
 - ii) Installation of Sewage Treatment Plants (STP) shall be mandatory for new projects, where ground water requirement is more than 20 m³ /day. The water from STP shall be utilized for toilet flushing, car washing, gardening etc

Date :12/01/2022

Place:Hardoi

This certificate is electronically generated and does not require digital signature

TEST REPORT

Report No. : TR01EN-2503281733

ULR No. : TC1489625000008180F

Issued To :

Berger Paints India Limited

Plot No.B4 & B5, Phase-1, UPSIDC, Sandila, Distt. Hardoi

Sandila, 241204

Uttar Pradesh, India

Sample Registration No. : SR01EN-2503211008

Sample Name : Noise Monitoring (for 4 Locations)

Sample Condition : Good

Sample Details (if any)

Sample Quantity : NA

Packaging Mode : NA

Batch No./QR Code : NA

Date of Manufacture : NA

Sample Submission Type : Sampled by Lab Rep /Deosen Tiwari

Customer Reference : FDS/11/03/2025

Any Other Information : Sample Collected by lab rep. on: 11.03.2025

Test Report as per : EPA-1986, PCLS/02/2021

Received On : 21-03-2025

Commenced On : 21-03-2025

Completed On : 27-03-2025

Date of Report : 28-03-2025

Grade : NA

Date of Expiry : NA

S. No. Sampling Information:

- | | | |
|-----|-----------------------|-----------------------------|
| (a) | Name of Sample | : Ambient Noise |
| (b) | Date of Monitoring | : 11-03-2025 |
| (c) | Time of Monitoring | : 10:38 Hrs |
| (d) | Nature of Industry | : Berger |
| (e) | Purpose of Monitoring | : To assess the Noise level |

Description: Noise Monitoring

S. No.	Parameter	Measuring Unit	Instrument	Method	Result	Specification
Discipline : Chemical						
Group : Atmospheric Pollution						
(I)	Location Name					
1	Near RMG (Day Time)	Leq dB (A)	Noise Meter	IS:9989(RA 2020)	74.6	Max. 75.0
2	Near RMG (Night Time)	Leq dB (A)	Noise Meter	IS:9989(RA 2020)	62.6	Max. 70.0
3	Som Village Side (Day Time)	Leq dB (A)	Noise Meter	IS:9989(RA 2020)	73.4	Max. 75.0
4	Som Village Side (Night Time)	Leq dB (A)	Noise Meter	IS:9989(RA 2020)	61.9	Max. 70.0
5	Umartalli Village Side (Day Time)	Leq dB (A)	Noise Meter	IS:9989(RA 2020)	72.8	Max. 75.0
6	Umartalli Village Side (Night Time)	Leq dB (A)	Noise Meter	IS:9989(RA 2020)	62.2	Max. 70.0

Authorised by
Name : Vikrant Saini
Discipline : Chemical
Date : 28/03/2025

Disclaimer :

- The test result related only to the items tested.
- The test report shall not be reproduced in full or part without the written approval of ITC Labs, Chennai.
- The test items shall not be retained more than 15 days from the date of issue of test report except in the case as required by the regulatory bodies and Customers.



TEST REPORT

Report No. : TR01EN-2503281733

ULR No. : TC1489625000008180F

7	Jamsara Village Side (Day Time)	Leq dB (A)	Noise Meter	IS:9989(RA 2020)	71.4	Max. 75.0
8	Jamsara Village Side (Night Time)	Leq dB (A)	Noise Meter	IS:9989(RA 2020)	62.1	Max. 70.0

NOTE : NA- Not Applicable, Requirements as per EPA ACT 1986/PCLS/02/2021, Sampling Procedure : SOP/ITC/EW/056. Sample Collected by lab rep. on 11-03-2025. Day Time - 06 :00 Hrs To 22 :00 Hrs, Night Time - 22 :00 Hrs To 06 :00 Hrs.

REMARKS : See Note

*****End of Report*****

Authorised by
Name : Vikrant Saini
Discipline : Chemical
Date : 28/03/2025

Disclaimer :

- The test result related only to the items tested.
- The test report shall not be reproduced in full or part without the written approval of ITC Labs, Chennai.
- The test items shall not be retained more than 15 days from the date of issue of test report except in the case as required by the regulatory bodies and Customers.

हम



To,
Chief Environmental Officer,
Uttar Pradesh Pollution Control Board,
Circle-5, Building No. TC-12 V, Vibhuti Khand,
Gomti Nagar, Lucknow – 226010

Date: 06.07.2024

Subject: Submission of Environmental Clearance copy for Expansion of Integrated Paint Plant at Plot No.-B4 & B5 Sandila Industrial Area, District- Hardoi, U.P., M/s Berger Paints India Ltd. Ref. no. MoEFCC Proposal no- SIA/UP/IND3/408462/2022 & SEIAA, U.P. & File no-7415-6477

Dear Madam/Sir,

This is in reference to the MoEFCC Proposal no- SIA/UP/IND3/408462/2022 & SEIAA, U.P. & File no-7415-6477 on the above subject,


I would like to inform you that our Integrated Paints Manufacturing Plant at Plot no B4,B5 of Sandila Industrial Area, Phase-1, District Hardoi, Uttar Pradesh has been accorded Environment Clearance (EC) for expansion by the State Environment Impact Assessment Authority (SEIAA), Government of Uttar Pradesh, vide its letter dated 03rd July 2024 (Attached Annexure-I for newly granted Environmental Clearance for Expansion).

We shall be grateful if you take this on records.

Thanking You,

Yours sincerely,

For M/s. Berger Paints India Limited


Authorized Signatory



- CC: 1) Regional Officer, UPPCB Unnao, B18/3, Avash Vikash colony, Unnao-209801.
2) Representative of UPSIDC Office Lucknow.
3) Honorable District Magistrate, Hardoi, Uttar Pradesh
4) Block Development officer, Sandila, Hardoi, Uttar Pradesh
✓ 5) Nagar Panchayat Municipal Officer, Sandila, Hardoi, Uttar Pradesh

BERGER PAINTS INDIA LIMITED

Office : B-2, Sector-B, Aliganj, Lucknow-1 - 226024

Regd. Office : Berger House, 129, Park Street, Kolkata - 700 017, Phone : 2229 9724-28, 2229 6005-06, Fax : 91-33-2249 9000/9729, www.bergerpaints.com
CIN - L51434WB1923PLC004793, E-mail : consumerfeedback@bergerindia.com



To,
Chief Environmental Officer,
Uttar Pradesh Pollution Control Board,
Circle-5, Building No. TC-12 V, Vibhuti Khand,
Gomti Nagar, Lucknow – 226010

Date: 06.07.2024

Subject: Submission of Environmental Clearance copy for Expansion of Integrated Paint Plant at Plot No.-B4 & B5 Sandila Industrial Area, District- Hardoi, U.P., M/s Berger Paints India Ltd. Ref. no. MoEFCC Proposal no- SIA/UP/IND3/408462/2022 & SEIAA, U.P. & File no-7415-6477

Dear Madam/Sir,

This is in reference to the MoEFCC Proposal no- SIA/UP/IND3/408462/2022 & SEIAA, U.P. & File no-7415-6477 on the above subject,

I would like to inform you that our Integrated Paints Manufacturing Plant at Plot no B4,B5 of Sandila Industrial Area, Phase-1, District Hardoi, Uttar Pradesh has been accorded Environment Clearance (EC) for expansion by the State Environment Impact Assessment Authority (SEIAA), Government of Uttar Pradesh, vide its letter dated 03rd July 2024 (Attached Annexure-I for newly granted Environmental Clearance for Expansion).

We shall be grateful if you take this on records.


Thanking You,

Yours sincerely,

For M/s. Berger Paints India Limited

Authorized Signatory

- CC: 1) Regional Officer, UPPCB Unnao, B18/3, Avash Vikash colony, Unnao-209801.
2) Representative of UPSIDC Office Lucknow.
3) Honorable District Magistrate , Hardoi , Uttar Pradesh
4) Block Development officer, Sandila, Hardoi, Uttar Pradesh
5) Nagar Panchayat Municipal Officer, Sandila, Hardoi , Uttar Pradesh



BERGER PAINTS INDIA LIMITED

Office : B-2, Sector-B, Allganj, Lucknow-1 - 226024

Regd. Office : Berger House, 129, Park Street, Kolkata - 700 017, Phone : 2229 9724-28, 2229 6005-06, Fax : 91-33-2249 9000/9729, www.bergerpaints.com

CIN - L51434WB1923PLC004793, E-mail : consumerfeedback@bergerindia.com



Date: 06.07.2024

To,
Chief Environmental Officer,
Uttar Pradesh Pollution Control Board,
Circle-5, Building No. TC-12 V, Vibhuti Khand,
Gomti Nagar, Lucknow – 226010

Subject: Submission of Environmental Clearance copy for Expansion of Integrated Paint Plant at Plot No.-B4 & B5 Sandila Industrial Area, District- Hardoi, U.P., M/s Berger Paints India Ltd. Ref. no. MoEFCC Proposal no- SIA/UP/IND3/408462/2022 & SEIAA, U.P. & File no-7415-6477

Dear Madam/Sir,

This is in reference to the MoEFCC Proposal no- SIA/UP/IND3/408462/2022 & SEIAA, U.P. & File no-7415-6477 on the above subject,

I would like to inform you that our Integrated Paints Manufacturing Plant at Plot no B4,B5 of Sandila Industrial Area, Phase-1, District Hardoi, Uttar Pradesh has been accorded Environment Clearance (EC) for expansion by the State Environment Impact Assessment Authority (SEIAA), Government of Uttar Pradesh, vide its letter dated 03rd July 2024 (Attached Annexure-I for newly granted Environmental Clearance for Expansion).

We shall be grateful if you take this on records.

Thanking You,

Yours sincerely,

For M/s. Berger Paints India Limited


Authorized Signatory

- CC: 1) Regional Officer, UPPCB Unnao, B18/3, Avash Vikash colony, Unnao-209801.
2) Representative of UPSIDC Office Lucknow.
3) Honorable District Magistrate , Hardoi , Uttar Pradesh
✓4) Block Development officer, Sandila, Hardoi, Uttar Pradesh
5) Nagar Panchayat Municipal Officer, Sandila, Hardoi , Uttar Pradesh

खण्ड विकास अधिकारी
सण्डीला, हरदोय

9/7/24

BERGER PAINTS INDIA LIMITED

Office : B-2, Sector-B, Aliganj, Lucknow-1 - 226024

Regd. Office : Berger House, 129, Park Street, Kolkata - 700 017, Phone : 2229 9724-28, 2229 6005-06, Fax : 91-33-2249 9000/9729, www.bergerpaints.com

CIN - L51434WB1923PLC004793, E-mail : consumerfeedback@bergerindia.com



To,
Chief Environmental Officer,
Uttar Pradesh Pollution Control Board,
Circle-5, Building No. TC-12 V, Vibhuti Khand,
Gomti Nagar, Lucknow – 226010

Date: 06.07.2024

Subject: Submission of Environmental Clearance copy for Expansion of Integrated Paint Plant at Plot No.-B4 & B5 Sandila Industrial Area, District- Hardoi, U.P., M/s Berger Paints India Ltd. Ref. no. MoEFCC Proposal no- SIA/UP/IND3/408462/2022 & SEIAA, U.P. & File no-7415-6477

Dear Madam/Sir,

This is in reference to the MoEFCC Proposal no- SIA/UP/IND3/408462/2022 & SEIAA, U.P. & File no-7415-6477 on the above subject,


I would like to inform you that our Integrated Paints Manufacturing Plant at Plot no B4,B5 of Sandila Industrial Area, Phase-1, District Hardoi, Uttar Pradesh has been accorded Environment Clearance (EC) for expansion by the State Environment Impact Assessment Authority (SEIAA), Government of Uttar Pradesh, vide its letter dated 03rd July 2024 (Attached Annexure-I for newly granted Environmental Clearance for Expansion).

We shall be grateful if you take this on records.

Thanking You,

Yours sincerely,

For M/s. Berger Paints India Limited


Authorized Signatory

डाक प्राप्ति रसीद
प्राप्ति दिनांक... 08/07/24
प्राप्तकर्ता के हस्ताक्षर...
उपरोक्त प्रमाण नियंत्रण जहाँ से भेजा कि

- CC: 1) Regional Officer, UPPCB Unnao, B18/3, Avash Vikash colony, Unnao-209801.
2) Representative of UPSIDC Office Lucknow.
3) Honorable District Magistrate , Hardoi , Uttar Pradesh
4) Block Development officer, Sandila, Hardoi, Uttar Pradesh
5) Nagar Panchayat Municipal Officer, Sandila, Hardoi , Uttar Pradesh

BERGER PAINTS INDIA LIMITED

Office : B-2, Sector-B, Aliganj, Lucknow-1 - 226024

Regd. Office : Berger House, 129, Park Street, Kolkata - 700 017, Phone : 2229 9724-28, 2229 6005-06, Fax : 91-33-2249 9000/9729, www.bergerpaints.com
CIN - L51434WB1923PLC004793, E-mail : consumerfeedback@bergerindia.com



TEST REPORT

Report No. : TR01EN-2503311963

ULR No. : TC1489625000008569F

Issued To :

Berger Paints India Limited

Plot No.B4 & B5, Phase-1, UPSIDC, Sandila, Distt. Hardoi

Sandila, 241204

Uttar Pradesh, India

Sample Registration No. : SR01EN-2503210983

Sample Name : Ground Water (Bore Well Water)

Sample Condition : Good

Sample Details (if any)

Sample Quantity : 5 Ltr

Packaging Mode : Packed in bottles

Batch No./QR Code : Sample from Bore Well-1

Date of Manufacture : NA

Sample Submission Type : Sampled by Lab Rep /Deosen Tiwari

Customer Reference : FDS/11/03/2025

Any Other Information : Sample Collected by lab rep. Mr. Deosen on: 11.03.2025

Test Report as per : IS 10500:2012

Received On : 21-03-2025

Commenced On : 21-03-2025

Completed On : 31-03-2025

Date of Report : 31-03-2025

Grade : NA

Date of Expiry : NA

With Amendment No.(s) : 01 to 04

Description: Clear Colourless Liquid

S. No.	Parameter	Measuring Unit	Instrument	Method	Result	Acceptable Limit	Permissible Limit
Discipline : Chemical							
Group : Water							
(I) Parameters Concerning Toxic Substances							
1	Cyanide(asCN)	mg/L	UV-Spectrophotometer	IS 3025 (Part-27/Sec 1): 2021	BLQ(LOQ:0.01)	0.05 Max.	No Relaxation
2	Cadmium(as Cd)	mg/l	ICPMS	IS 3025 (Part 65) : 2022	BLQ(LOQ:0.002)	0.003 Max.	No Relaxation
3	Lead(as Pb)	mg/l	ICPMS	IS 3025 (Part 65) : 2022	0.005	0.01 Max.	No Relaxation
4	Mercury(as Hg)	mg/l	ICPMS	IS 3025 (Part 65) : 2022	BLQ(LOQ:0.001)	0.001 Max.	No Relaxation
5	Molybdenum(as Mo)	mg/l	ICPMS	IS 3025 (Part 65) : 2022	BLQ(LOQ:0.002)	0.07 Max.	No Relaxation
6	Nickel(as Ni)	mg/l	ICPMS	IS 3025 (Part 65) : 2022	0.008	0.02 Max.	No Relaxation
7	Total Arsenic(as As)	mg/l	ICPMS	IS 3025 (Part 65) : 2022	BLQ(LOQ:0.002)	0.01 Max.	No relaxation
8	Total Chromium(as Cr)	mg/l	ICPMS	IS 3025 (Part 65) : 2022	BLQ(LOQ:0.002)	0.05 Max.	No Relaxation
(II) Organoleptic &Physical Parameter							



Authorized Signatory(Microbiology)

Name : Deepika Heera

Discipline : Biological

Date : 31/03/2025



Authorised by

Name : Vikrant Saini

Discipline : Chemical

Date : 31/03/2025

Disclaimer :

- The test result related only to the items tested.
- The test report shall not be reproduced in full or part without the written approval of ITC Labs, Chennai.
- The test items shall not be retained more than 15 days from the date of issue of test report except in the case as required by the regulatory bodies and Customers.



TEST REPORT

Report No. : TR01EN-2503311963

ULR No. : TC1489625000008569F

1	pH Value	NA	pH Meter	IS: 3025 (Part-11): 2022	7.82	6.5-8.5	No relaxation
2	Odour	NA	Organoleptic	IS: 3025 (P-5)-2018	Agreeable	Agreeable	Agreeable
3	Turbidity	NTU	Turbidity Meter	IS 3025(Part-10): 2023	<0.5	1 Max.	5 Max.
4	Taste	NA	Organoleptic	IS 3025(Part-8): 2023	Agreeable	Agreeable	Agreeable
5	Total Dissolved Solids	mg/l	Gravimetric	IS: 3025 (P-16): 2023	525	500 Max.	2000 Max.
6	Colour (True Colour)	Hazen	Visual Examination	IS 3025 (Part 4) : 2021	2	5 Max.	15 Max.
(III) Parameters Concerning Undesirable Substances in excess amount							
1	Aluminium(as Al)	mg/l	ICPMS	IS 3025 (Part 65) : 2022	BLQ(LOQ:0.003)	0.03 Max.	0.2 Max.
2	Ammonia(as total ammonia-N)	mg/l	UV-Spectrophotometer	IS:3025 (Part 34):Sec-1:2023	BLQ(LOQ:0.1)	0.5 Max.	No Relaxation
3	Anionic detergent(as MBAS)	mg/l	UV-Spectrophotometer	IS 3025 (Part 68):2019	BLQ(LOQ:0.05)	0.2 Max.	1.0 Max.
4	Barium(as Ba)	mg/l	ICPMS	IS 3025 (Part 65) : 2022	0.392	0.7 Max.	No relaxation
5	Boron(as B)	mg/l	ICPMS	IS 3025 (Part 65) : 2022	0.041	0.5 Max.	2.4 Max.
6	Calcium(as Ca)	mg/l	Titration	IS: 3025 (Part 40):2024	78	75 Max.	200 Max.
7	Chloramines(as Cl ₂)	mg/l	Titration	IS: 3025 (P-26): 2021	BLQ(LOQ:0.03)	4.0 Max.	No relaxation
8	Chloride(as Cl)	mg/l	Titration	IS: 3025 (P-32)-1988 (RA2019)	24	250 Max.	1000 Max.
9	Copper(as Cu)	mg/l	ICPMS	IS 3025 (Part 65) : 2022	0.033	0.05 Max.	1.5 Max.
10	Fluoride(as F)	mg/l	Visual Examination	IS: 3025 (P-60)-2008 (RA 2019)	BLQ(LOQ:0.1)	1.0 Max.	1.5 Max.
11	Free Residual Chlorine	mg/l	Titration	IS: 3025 (P-26): 2021	Not Applicable	0.2 Min.	1.0 Max.
12	Iron(as Fe)	mg/l	UV-Spectrophotometer	IS: 3025 (P-53)-2003 (RA 2019)	BLQ(LOQ:0.08)	1.0 Max.	No relaxation
13	Magnesium(as Mg)	mg/l	By Calculation	IS 3025 (Part 46): 2023	34.5	30 Max.	100 Max.
14	Manganese(as Mn)	mg/l	ICPMS	IS 3025 (Part 65) : 2022	0.003	0.1 Max.	0.3 Max.
15	Mineral Oil	mg/l	FTIR	IS: 3025 (Part 39)-2021	BLQ(LOQ:1.0)	1.0 Max.	No Relaxation

Authorized Signatory(Microbiology)

Name : Deepika Heera

Discipline : Biological

Date : 31/03/2025

Authorised by

Name : Vikrant Saini

Discipline : Chemical

Date : 31/03/2025

Disclaimer :

- The test result related only to the items tested.
- The test report shall not be reproduced in full or part without the written approval of ITC Labs, Chennai.
- The test items shall not be retained more than 15 days from the date of issue of test report except in the case as required by the regulatory bodies and Customers.

TEST REPORT

Report No. : TR01EN-2503311963

ULR No. : TC148962500008569F

16	Nitrate(as NO ₃)	mg/l	UV-Spectrophotometer	APHA 24th Edition 2023, 4500 NO ₃ , B	BLQ(LOQ:1.0)	45 Max.	No Relaxation
17	Phenolic compounds(as C ₆ H ₅ OH)	mg/l	UV-Spectrophotometer	IS: 3025 (P-43/Sec-1)-2022	BLQ(LOQ:0.001)	0.001 Max.	0.002 Max.
18	Selenium(as Se)	mg/l	ICPMS	IS 3025 (Part 65) : 2022	BLQ(LOQ:0.002)	0.01 Max.	No Relaxation
19	Silver(as Ag)	mg/l	ICPMS	IS 3025 (Part 65) : 2022	BLQ(LOQ:0.002)	0.1 Max.	No Relaxation
20	Sulphate(as SO ₄)	mg/l	UV-Spectrophotometer	IS : 3025 (Part 24): Sec1:2022	85.6	200 Max.	400 Max.
21	Sulphide(as H ₂ S)	mg/l	Titration	IS: 3025 (P-29): 2022	BLQ(LOQ:0.05)	0.05 Max.	No Relaxation
22	Total Hardness(as CaCO ₃)	mg/l	Titration	IS: 3025 (Part 21)-2009 (RA 2019)	337	200 Max.	600 Max.
23	Zinc(as Zn)	mg/l	ICPMS	IS 3025 (Part 65) : 2022	0.848	5 Max.	15 Max.
24	Total Alkalinity(as CaCO ₃)	mg/l	Titration	IS 3025(Part-23): 2023	312	200 Max.	600 Max.
Discipline : Biological							
Group : Water							
(IV) Microbiological Tests							
1	<i>E.coli</i>	Per 100ml	Microbiological	IS 15185: 2016	Absent/100ml	Shall not be detectable in any 100 ml sample	No Relaxation
2	<i>Total Coliform</i>	Per 100ml	Microbiological	IS 15185: 2016	Absent/100ml	Shall not be detectable in any 100 ml sample	No Relaxation

NOTE : NA- Not Applicable, LOQ- Limit of Quantification, BLQ- Below limit of Quantification. Sampling Procedure: SOP/ITC/EW/030

REMARKS : The above sample complies to IS 10500 : 2012 drinking water specification with respect to the above tested Parameters

*****End of Report*****



Authorized Signatory(Microbiology)

Name : Deepika Heera

Discipline : Biological

Date : 31/03/2025



Authorised by

Name : Vikrant Saini

Discipline : Chemical

Date : 31/03/2025

Disclaimer :

- The test result related only to the items tested.
- The test report shall not be reproduced in full or part without the written approval of ITC Labs, Chennai.
- The test items shall not be retained more than 15 days from the date of issue of test report except in the case as required by the regulatory bodies and Customers.



TEST REPORT

Report No. : TR01EN-2503281738 (1)

ULR No. : TC1489625000008185F

Issued To :

Berger Paints India Limited

Plot No.B4 & B5, Phase-1, UPSIDC, Sandila, Distt. Hardoi

Sandila, 241204

Uttar Pradesh, India

Sample Registration No. : SR01EN-2503210991

Sample Name : Soil Sample

Sample Condition : Good

Sample Details (if any)

Sample Quantity : 450gm

Packaging Mode : Packed in poly pack

Batch No./QR Code : Sample from Near ETP

Date of Manufacture : NA

Sample Submission Type : Sampled by Lab Rep /Deosen Tiwari

Customer Reference : FDS/11/03/2025

Any Other Information : Sample Collected by lab rep. on: 11.03.2025

Test Report as per : NA

Received On : 21-03-2025

Commenced On : 21-03-2025

Completed On : 26-03-2025

Date of Report : 28-03-2025

Grade : NA

Date of Expiry : NA

Description: Soil Sample

S. No.	Parameter	Measuring Unit	Instrument	Method	Result	Specification
Discipline : Chemical						
Group : Pollution & Environment						
(I) General Parameters						
1	pH Value(1 % sol.)	NA	pH Meter	IS:2720(P-26)	10.24	-
2	Conductivity	µmhos/cm	Conductivity Meter	IS 14767	38.6	-
3	Nitrogen(as N)	% by mass	Titration	STP/ITC/EW-10	0.028	-
4	Phosphorous(as P)	% by mass	UV-Spectrophotometer	STP/ITC/EW-16	<0.05	-
5	Organic Carbon	% by mass	Titration	STP/ITC/EW-21	0.56	-
6	Moisture Content	% by mass	Gravimetric	STP/ITC/EW-17	10.2	-
7	Potassium(as K)	% by mass	Flame Photometer	STP/ITC/EW-11	<0.01	-
8	Calcium(as Ca)	meq/100g	Titration	IS: 2720 (P-23)-2020	<25	-
9	Magnesium(as Mg)	meq/100gm	By Calculation	STP/ITC/EW-13	<25	-

NOTE : NA- Not Applicable, LOQ- Limit of Quantification, BLQ- Below limit of Quantification, Sampling Procedure: SOP/ITC/EW/056.

Authorised by
Name : Vikrant Saini
Discipline : Chemical
Date : 28/03/2025

Disclaimer :

- The test result related only to the items tested.
- The test report shall not be reproduced in full or part without the written approval of ITC Labs, Chennai.
- The test items shall not be retained more than 15 days from the date of issue of test report except in the case as required by the regulatory bodies and Customers.



TEST REPORT

Report No. : TR01EN-2503281738 (1)

ULR No. : TC1489625000008185F

REMARKS : See Note

*****End of Report*****



Authorised by
Name : Vikrant Saini
Discipline : Chemical
Date : 28/03/2025

Disclaimer :

- The test result related only to the items tested.
- The test report shall not be reproduced in full or part without the written approval of ITC Labs, Chennai.
- The test items shall not be retained more than 15 days from the date of issue of test report except in the case as required by the regulatory bodies and Customers.



TEST REPORT

ORIGINAL
Page 1 of 1

Report No. : TR01EN-2503281738 (2)

Issued To :

Berger Paints India Limited

Plot No.B4 & B5, Phase-1, UPSIDC, Sandila, Distt. Hardoi

Sandila, 241204

Uttar Pradesh, India

Sample Registration No. : SR01EN-2503210991

Sample Name : Soil Sample

Sample Condition : Good

Sample Details (if any)

Sample Quantity : 450gm

Packaging Mode : Packed in poly pack

Batch No./QR Code : Sample from Near ETP

Date of Manufacture : NA

Sample Submission Type : Sampled by Lab Rep /Deosen Tiwari

Customer Reference : FDS/11/03/2025

Any Other Information : Sample Collected by lab rep. on: 11.03.2025

Test Report as per : NA

Received On : 21-03-2025

Commenced On : 21-03-2025

Completed On : 26-03-2025

Date of Report : 28-03-2025

Grade : NA

Date of Expiry : NA

Description: Soil Sample

S. No.	Parameter	Measuring Unit	Instrument	Method	Result	Specification
Discipline : Chemical						
Group : Pollution & Environment						
(I) General Parameters						
1	Chloride(as Cl)	% by mass	Titration	Method Manual Soil Testing in India	0.32	-
2	Copper(as Cu)	(mg/kg)	ICPOES	STP/ITC/EW-07	14.07	-
3	Nickel(as Ni)	(mg/kg)	ICPOES	STP/ITC/EW-07	13.41	-
4	Lead(as Pb)	(mg/kg)	ICPOES	STP/ITC/EW-07	7.40	-
5	Total Chromium(as Cr)	(mg/kg)	ICPOES	STP/ITC/EW-07	13.54	-
6	Zinc(as Zn)	(mg/kg)	ICPOES	STP/ITC/EW-07	44.46	-
7	Iron(as Fe2O3)	% by mass	ICPOES	STP/ITC/EW-07	1.52%	-
8	Cadmium(as Cd)	(mg/kg)	ICPOES	STP/ITC/EW-07	BLQ(LOQ:1.0)	-
9	Mercury(as Hg)	(mg/kg)	ICPOES	STP/ITC/EW-07	BLQ(LOQ:1.0)	-
10	Water Holding Capacity (inches/foot of depth)	NA	Chemically	ITC/STP/BM- CH/01	7.8	-

NOTE : NA- Not Applicable, LOQ- Limit of Quantification, BLQ- Below limit of Quantification, Sampling Procedure: SOP/ITC/EW/056.

REMARKS : See Note

*****End of Report*****

Authorised by
Name : Vikrant Saini
Discipline : Chemical
Date : 28/03/2025

Disclaimer :

- The test result related only to the items tested.
- The test report shall not be reproduced in full or part without the written approval of ITC Labs, Chennai.
- The test items shall not be retained more than 15 days from the date of issue of test report except in the case as required by the regulatory bodies and Customers.



TEST REPORT

Report No. : TR01EN-2503281719

ULR No. : TC1489625000008142F

Issued To :

Berger Paints India Limited

Plot No.B4 & B5, Phase-1, UPSIDC, Sandila, Distt. Hardoi

Sandila, 241204

Uttar Pradesh, India

Sample Registration No. : SR01EN-2503210987

Sample Name : Waste Water (ZLD Outlet)

Sample Condition : Good

Sample Details (if any)

Sample Quantity : 2 Ltr

Packaging Mode : Packed in bottles

Batch No./QR Code : NA

Date of Manufacture : NA

Sample Submission Type : Sampled by Lab Rep /Deosen Tiwari

Customer Reference : FDS/11/03/2025

Any Other Information : Sample Collected by lab rep. on: 11.03.2025

Test Report as per : EPA-1986, PCLS/02/2021

Received On : 21-03-2025

Commenced On : 21-03-2025

Completed On : 28-03-2025

Date of Report : 28-03-2025

Grade : NA


Date of Expiry : NA

Description: Waste Water (ZLD Outlet)

S. No.	Parameter	Measuring Unit	Instrument	Method	Result	Specification
Discipline : Chemical						
Group : Pollution & Environment						
(I)	General Parameters					
1	Odour	NA	Organoleptic	IS: 3025 (P-5)-2018	None	Not Specified
2	pH Value	NA	pH Meter	IS: 3025 (Part-11): 2022	7.03	5 - 9
3	Total Suspended Solids	mg/l	Gravimetric	IS: 3025 (P-17): 2022	2	Max. 100
4	Chemical Oxygen Demand	mg/l	COD Reflux Assembly	IS 3025 (Part: 58): 2023	6	Max. 250
5	Oil & Grease	mg/l	Gravimetric	IS: 3025 (Part 39)-2021	<4.0	Max. 10
6	Bio-chemical Oxygen Demand,(3 days at 27°C)	mg/l	BOD Incubator	IS 3025 (Part 44): 2023	2	Max. 30
7	Colour	NA	Visual Examination	IS: 3025 (P-4)-2021	Colourless	Not Specified
8	Total Dissolved Solids	mg/l	Gravimetric	IS: 3025 (P-16): 2023	184	Not Specified

NOTE : NA- Not Applicable, Requirement as per EPA-1986, PCLS/02/2021. Sampling Procedure: SOP/ITC/EW/030.

REMARKS : See Note


Authorised by
Name : Vikrant Saini
Discipline : Chemical
Date : 28/03/2025

Disclaimer :

- The test result related only to the items tested.
- The test report shall not be reproduced in full or part without the written approval of ITC Labs, Chennai.
- The test items shall not be retained more than 15 days from the date of issue of test report except in the case as required by the regulatory bodies and Customers.



Interstellar Testing Centre Pvt. Ltd.

(A Group Company of Qualitek Labs Limited)

Plot No. 86, Industrial Area, Phase-1, Panchkula-134109 (Haryana)
0172-2561543 ✉ customersupport@itclabs.com 🌐 www.itclabs.com

TEST REPORT

Report No. : TR01EN-2503281719
ULR No. : TC1489625000008142F

*****End of Report*****



TC-14896

ORIGINAL

Page 2 of 2



Authorised by
Name : Vikrant Saini
Discipline : Chemical
Date : 28/03/2025

Disclaimer :

- The test result related only to the items tested.
- The test report shall not be reproduced in full or part without the written approval of ITC Labs, Chennai.
- The test items shall not be retained more than 15 days from the date of issue of test report except in the case as required by the regulatory bodies and Customers.